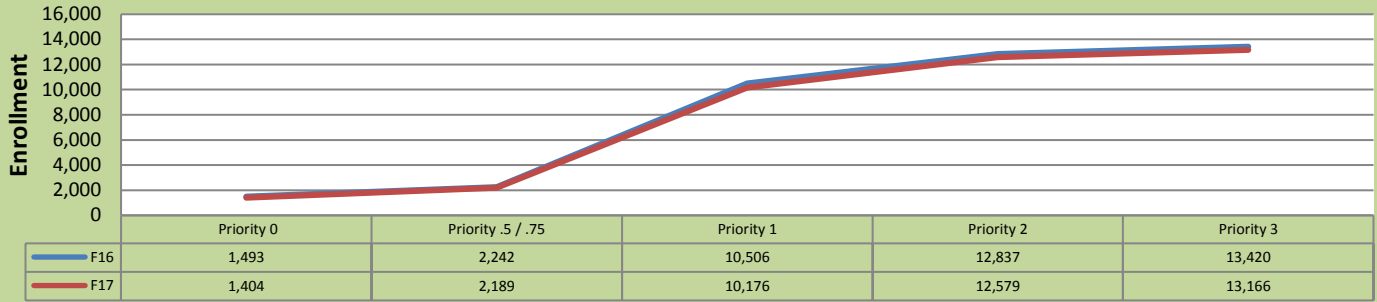


Fall 17 Enrollment Report by Registration Priority Time Period

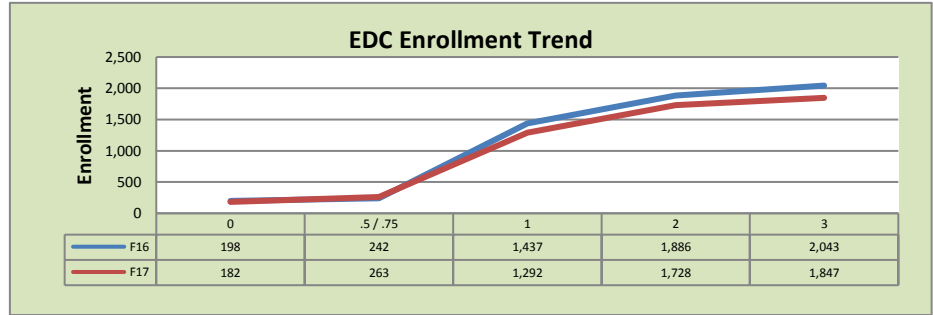
May 20, 2017: End of Priority 3

Total Enrollment F16 and F17 % Change F16 - F17 = -1.9%

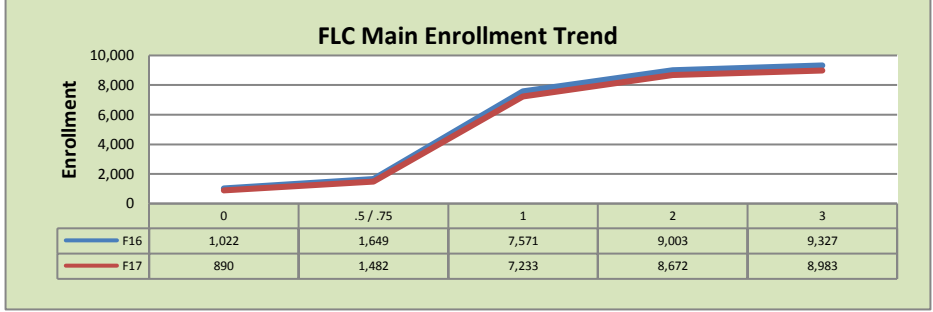


Enrollment by Site

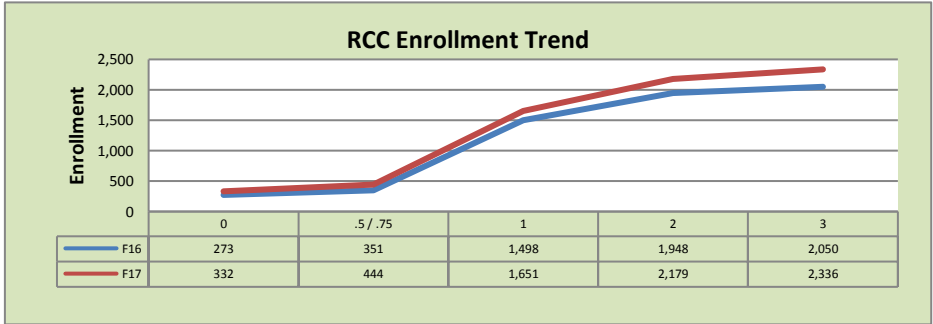
El Dorado Center			
	F16	F17	% Change
Undup Hdcnt	528	488	-8%
Total Sections	186	182	-2%
FTE	38.038	36.756	-3%
Fill Rate ¹	38%	37%	1%
Productivity	239.09	233.67	-2%
FTEs	294	278	-5%



FLC Main			
	F16	F17	% Change
Undup Hdcnt	3,408	3,239	-5%
Total Sections	501	511	2%
FTE	105.301	106.321	1%
Fill Rate	58%	56%	-2%
Productivity	379.7	366.98	-3%
FTEs	1,295	1,263	-2%



Rancho Cordova Center			
	F16	F17	% Change
Undup Hdcnt	1,276	1,438	13%
Total Sections	162	167	3%
FTE ₂	31.434	31.612	1%
Fill Rate	38%	44%	6%
Productivity	239.18	269.04	12%
FTEs	243	276	14%



FLC Enrollment Totals

	F16	F17	% Change
Unduplicated Headcount	5,212	5,165	-1%
Total Sections ¹	849	860	1%
FTE ¹	174.733	174.688	0%
Fill Rate	50%	50%	0%
Productivity (WSCH/FTE)	323.83	321.21	-1%
FTEs ((WSCH*17)/525)	1,832	1,817	-1%

Notes:

¹ Fill Rate does not include Work Experience (498/198) or Independent Study (495) sections.

Enrollment started April 24, 2017. Semester starts August 19, 2017.