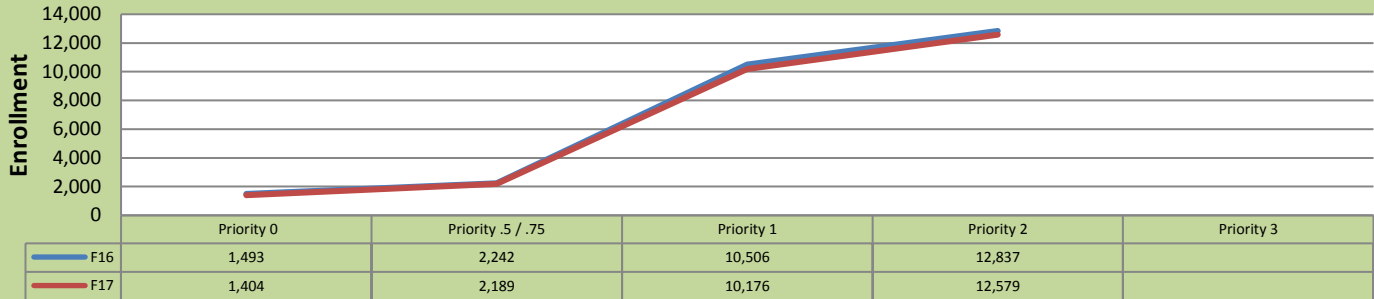


Fall 17 Enrollment Report by Registration Priority Time Period

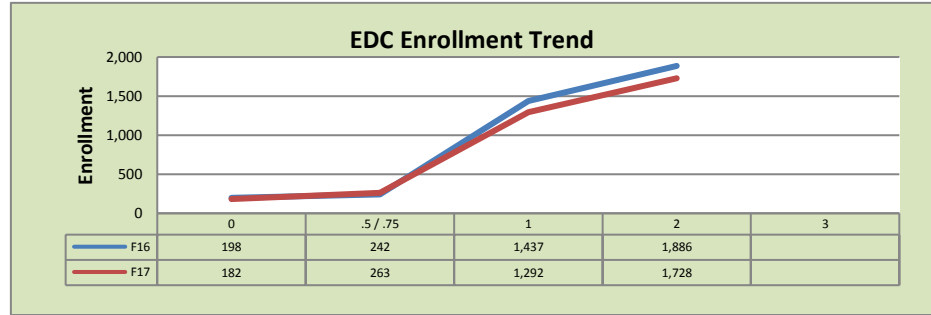
May 18, 2017: End of Priority 2

Total Enrollment F16 and F17 % Change F16 - F17 = -2.0%

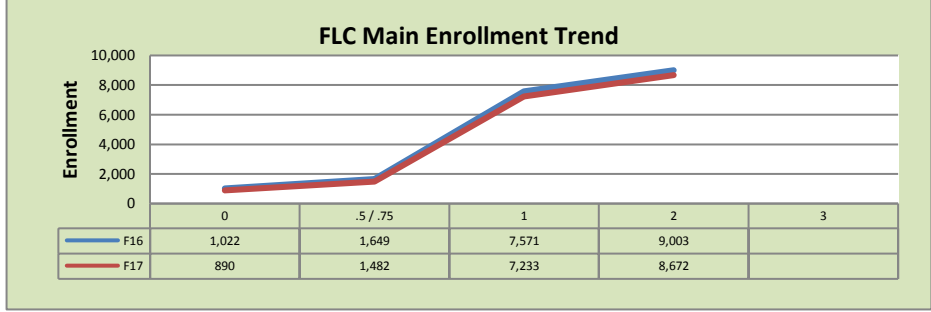


Enrollment by Site

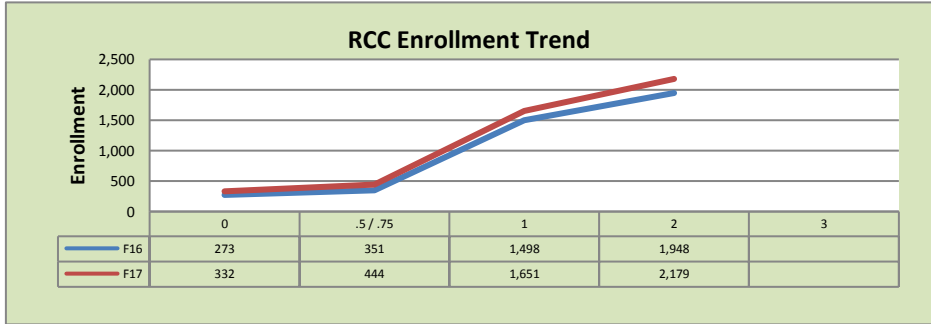
El Dorado Center			
	F16	F17	% Change
Undup Hdcnt	465	438	-6%
Total Sections	185	182	-2%
FTE	37.368	36.756	-2%
Fill Rate ¹	34%	33%	1%
Productivity	223.59	217.99	-3%
FTEs	271	259	-4%



FLC Main			
	F16	F17	% Change
Undup Hdcnt	3,260	3,102	-5%
Total Sections	500	511	2%
FTE	105.101	106.321	1%
Fill Rate	56%	54%	-2%
Productivity	368.03	356.11	-3%
FTEs	1,252	1,226	-2%



Rancho Cordova Center			
	F16	F17	% Change
Undup Hdcnt	1,214	1,354	12%
Total Sections	163	167	2%
FTE ₂	31.634	31.612	0%
Fill Rate	35%	40%	5%
Productivity	226.67	250.96	11%
FTEs	232	257	11%



FLC Enrollment Totals

	F16	F17	% Change
Unduplicated Headcount	4,939	4,894	-1%
Total Sections ¹	848	860	1%
FTE ¹	174.103	174.688	0%
Fill Rate	47%	47%	0%
Productivity (WSCH/FTE)	311.35	308.02	-1%
FTEs ((WSCH*17)/525)	1,755	1,742	-1%

Notes:

¹ Fill Rate does not include Work Experience (498/198) or Independent Study (495) sections.

Enrollment started April 24, 2017. Semester starts August 19, 2017.