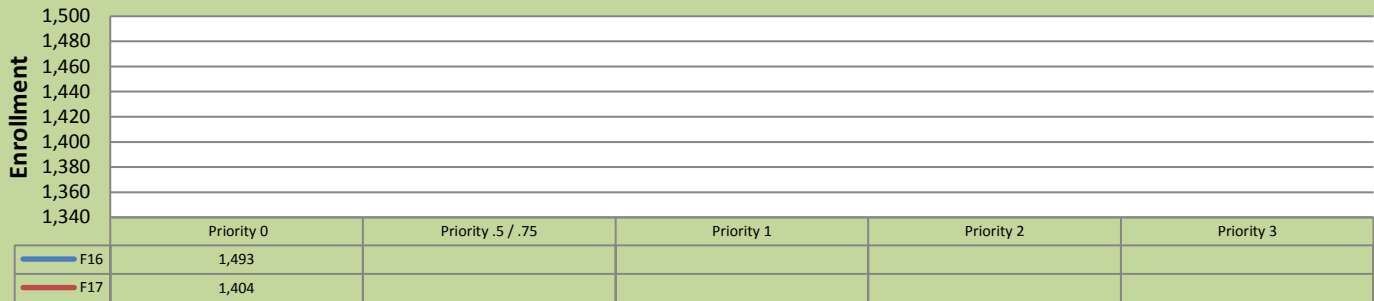


Fall 17 Enrollment Report by Registration Priority Time Period

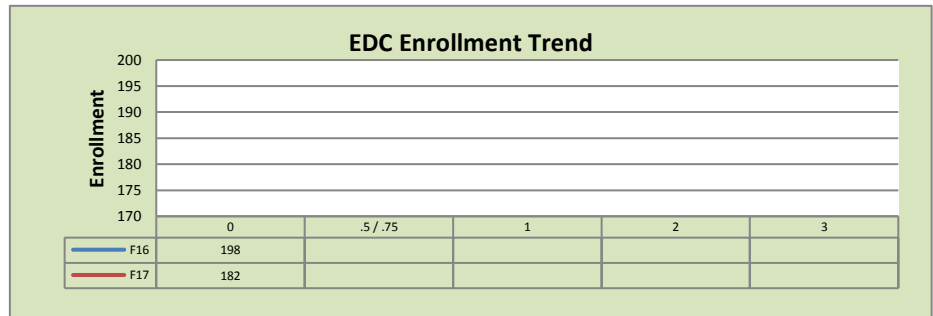
April 28, 2017: End of Priority 0

Total Enrollment F16 and F17 % Change F16 - F17 = -6.0%

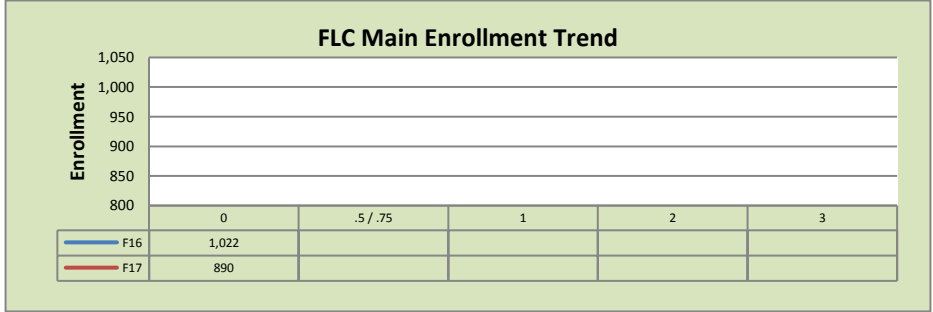


Enrollment by Site

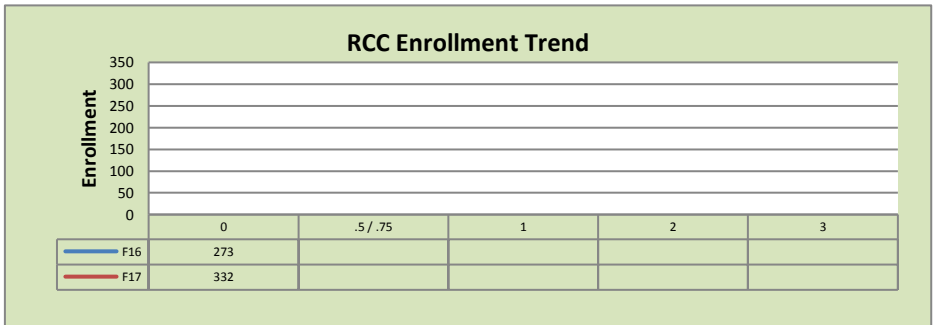
El Dorado Center			
	F16	F17	% Change
Undup Hdcnt	41	39	-5%
Total Sections	185	181	-2%
FTE	37.518	36.924	-2%
Fill Rate ¹	3%	3%	0%
Productivity	22.48	24.69	10%
FTEs	27	30	11%



FLC Main			
	F16	F17	% Change
Undup Hdcnt	333	326	-2%
Total Sections	491	510	4%
FTE	104.735	106.233	1%
Fill Rate	6%	5%	-1%
Productivity	41.32	35.88	-13%
FTEs	140	123	-12%



Rancho Cordova Center			
	F16	F17	% Change
Undup Hdcnt	152	147	-3%
Total Sections	163	168	3%
FTE ₂	31.634	32.085	1%
Fill Rate	5%	5%	0%
Productivity	33.01	41.31	25%
FTEs	34	43	26%



FLC Enrollment Totals

	F16	F17	% Change
Unduplicated Headcount	526	512	-3%
Total Sections ¹	839	859	2%
FTE ¹	173.886	175.242	1%
Fill Rate	5%	5%	0%
Productivity (WSCH/FTE)	35.74	34.52	-3%
FTEs ((WSCH*17)/525)	201	196	-2%

Notes:

¹ Fill Rate does not include Work Experience (498/198) or Independent Study (495) sections.

Enrollment started April 24, 2017. Semester starts August 19, 2017.