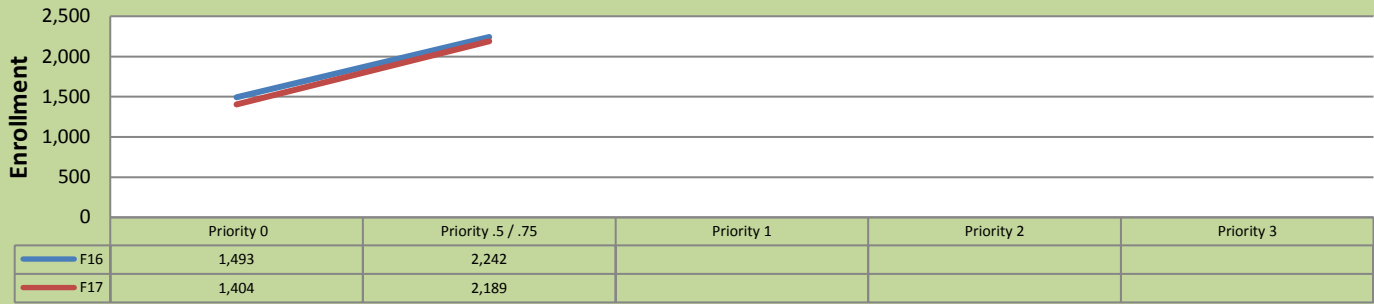


Fall 17 Enrollment Report by Registration Priority Time Period

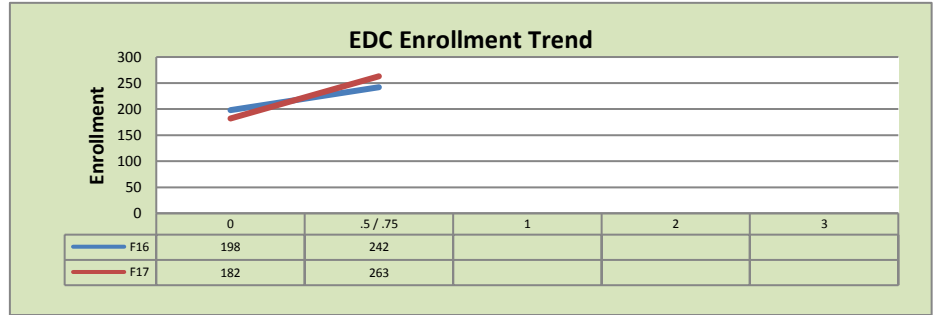
May 1, 2017: End of Priority 0.5 & .75

Total Enrollment F16 and F17 % Change F16 - F17 = -2.4%

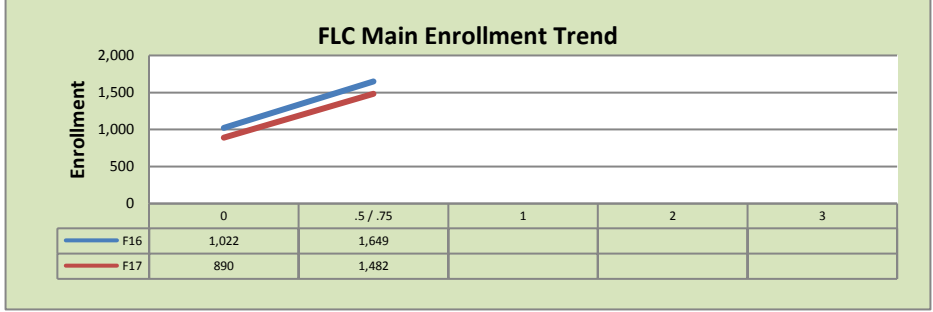


Enrollment by Site

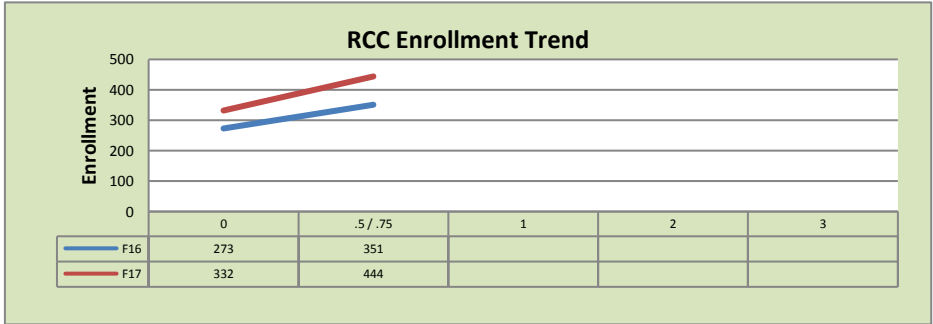
El Dorado Center			
	F16	F17	% Change
Undup Hdcnt	54	49	-9%
Total Sections	185	181	-2%
FTE	37.518	36.924	-2%
Fill Rate ¹	4%	5%	-1%
Productivity	27.54	33.57	22%
FTEs	33	40	21%



FLC Main			
	F16	F17	% Change
Undup Hdcnt	541	475	-12%
Total Sections	491	510	4%
FTE	104.735	106.233	1%
Fill Rate	10%	9%	-1%
Productivity	70.42	62.59	-11%
FTEs	239	215	-10%



Rancho Cordova Center			
	F16	F17	% Change
Undup Hdcnt	214	211	-1%
Total Sections	163	168	3%
FTE ₂	31.634	32.085	1%
Fill Rate	6%	8%	2%
Productivity	41.77	53.27	28%
FTEs	43	55	28%



FLC Enrollment Totals

	F16	F17	% Change
Unduplicated Headcount	809	735	-9%
Total Sections ¹	839	859	2%
FTE ¹	173.886	175.242	1%
Fill Rate	8%	8%	0%
Productivity (WSCH/FTE)	55.96	54.77	-2%
FTEs ((WSCH*17)/525)	315	310	-2%

Notes:

¹ Fill Rate does not include Work Experience (498/198) or Independent Study (495) sections.

Enrollment started April 24, 2017. Semester starts August 19, 2017.