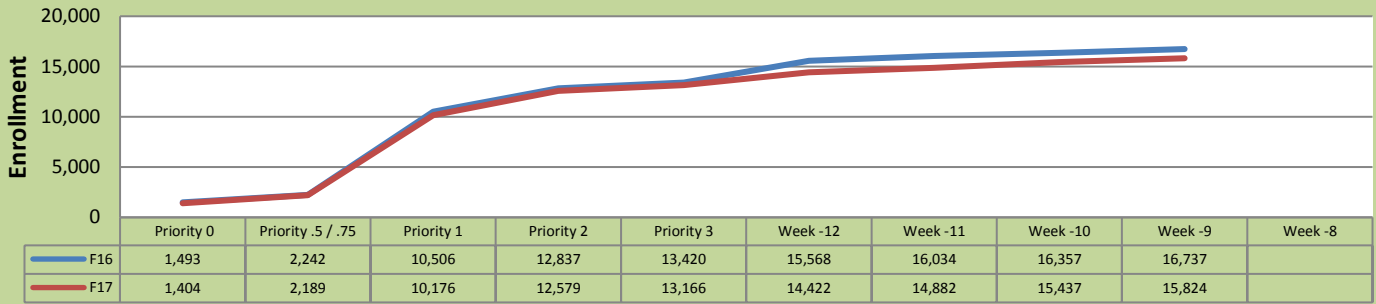


Fall 17 Weekly Enrollment Report

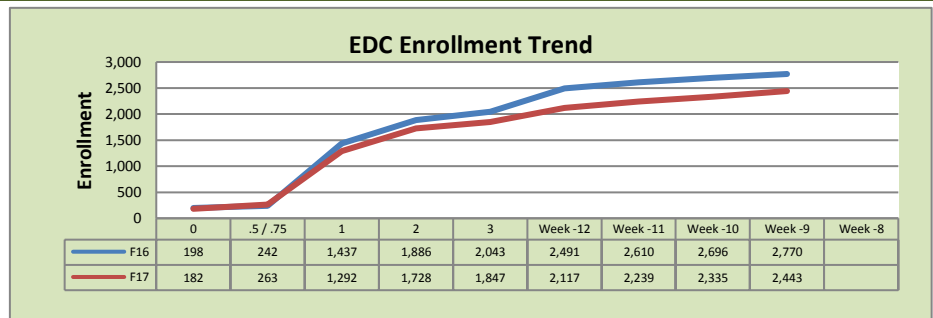
June 19, 2017: Week -9

Total Enrollment F16 and F17 % Change F16 - F17 = -5.5%

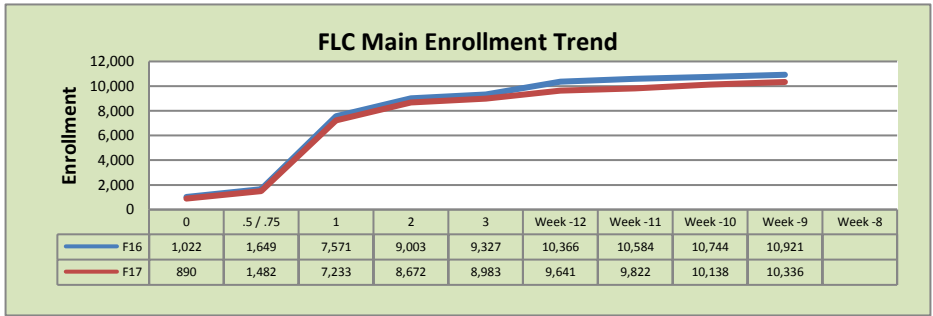


Enrollment by Site

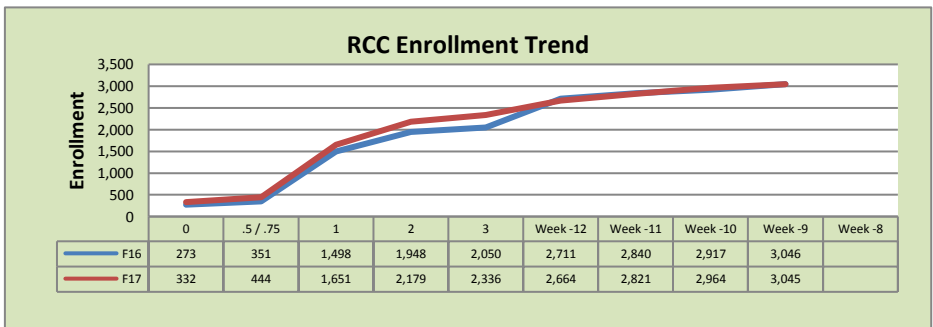
El Dorado Center			
	F16	F17	% Change
Undup Hdcnt	747	667	-11%
Total Sections	186	180	-3%
FTE	38.009	36.090	-5%
Fill Rate ¹	50%	48%	-2%
Productivity	322.56	307.90	-5%
FTEs	397	360	-9%



FLC Main			
	F16	F17	% Change
Undup Hdcnt	4,057	3,828	-6%
Total Sections	505	514	2%
FTE	105.101	107.004	2%
Fill Rate	67%	63%	4%
Productivity	438.08	413.09	-6%
FTEs	1,491	1,431	-4%



Rancho Cordova Center			
	F16	F17	% Change
Undup Hdcnt	1,862	1,857	0%
Total Sections	162	168	4%
FTE ₂	31.633	31.745	0%
Fill Rate	56%	55%	-1%
Productivity	355.19	349.54	-2%
FTEs	364	359	-1%



FLC Enrollment Totals

	F16	F17	% Change
Unduplicated Headcount	6,666	6,352	-5%
Total Sections ¹	853	862	1%
FTE ¹	174.744	174.838	0%
Fill Rate	61%	58%	-3%
Productivity (WSCH/FTE)	397.95	379.84	-5%
FTEs ((WSCH*17)/525)	2,252	2,150	-5%

Notes:

¹ Fill Rate does not include Work Experience (498/198) or Independent Study (495) sections.

Enrollment started April 24, 2017. Semester starts August 19, 2017.