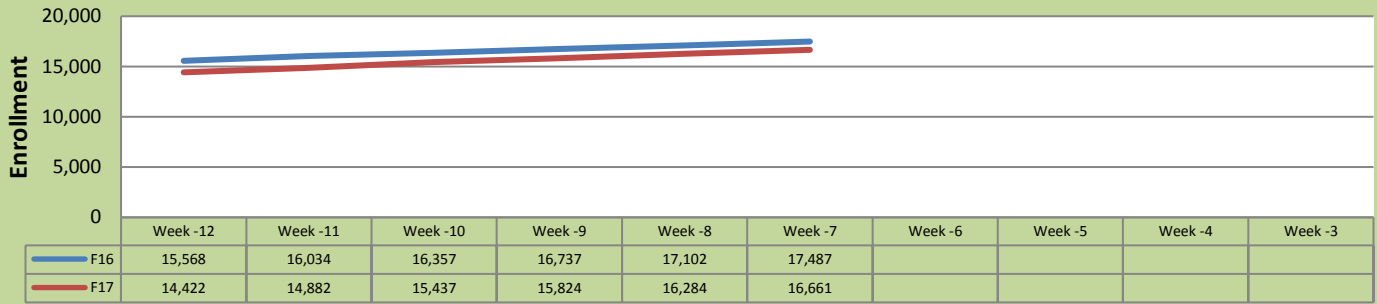


Fall 17 Weekly Enrollment Report

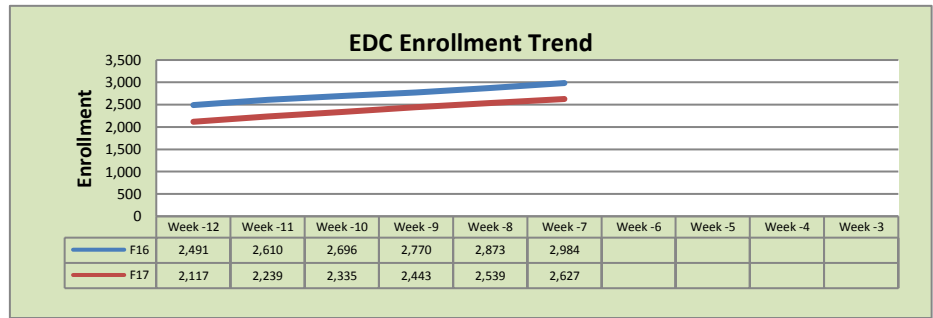
July 3, 2017: Week -7

Total Enrollment F16 and F17 % Change F16 - F17 = - 4.7%

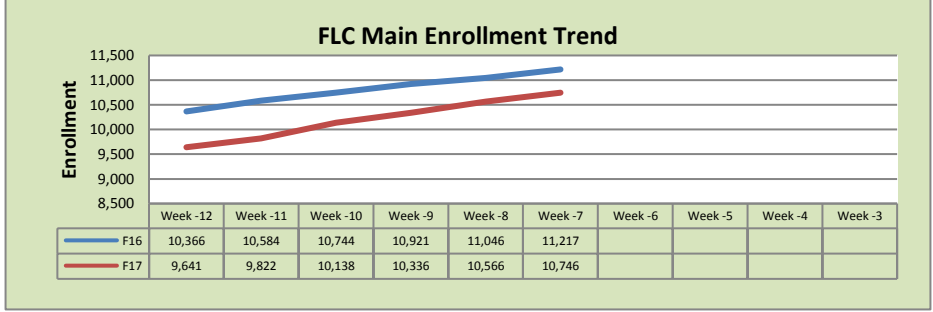


Enrollment by Site

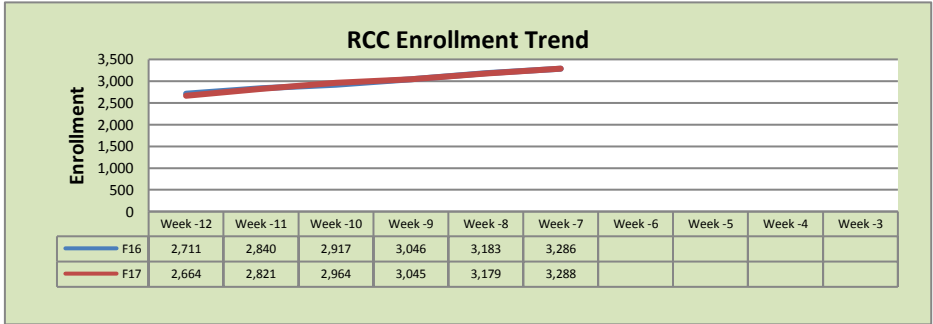
El Dorado Center			
	F16	F17	% Change
Undup Hdcnt	828	721	-13%
Total Sections	185	180	-3%
FTE	37.809	36.087	-5%
Fill Rate ¹	54%	51%	-3%
Productivity	347.01	328.88	-5%
FTEs	425	384	-10%



FLC Main			
	F16	F17	% Change
Undup Hdcnt	4,196	4,009	-4%
Total Sections	505	514	2%
FTE	105.301	107.004	2%
Fill Rate	69%	65%	4%
Productivity	447.38	427.91	-4%
FTEs	1,525	1,483	-3%



Rancho Cordova Center			
	F16	F17	% Change
Undup Hdcnt	2,013	2,010	0%
Total Sections	162	168	4%
FTE ₂	31.433	31.745	1%
Fill Rate	60%	59%	-1%
Productivity	386.07	377.33	-2%
FTEs	393	388	-1%



FLC Enrollment Totals

	F16	F17	% Change
Unduplicated Headcount	7,037	6,740	-4%
Total Sections ¹	852	862	1%
FTE ¹	174.544	174.835	0%
Fill Rate	64%	59%	-5%
Productivity (WSCH/FTE)	414.59	398.29	-4%
FTEs ((WSCH*17)/525)	2,343	2,255	-4%

Notes:

¹ Fill Rate does not include Work Experience (498/198) or Independent Study (495) sections.

Enrollment started April 24, 2017. Semester starts August 19, 2017.