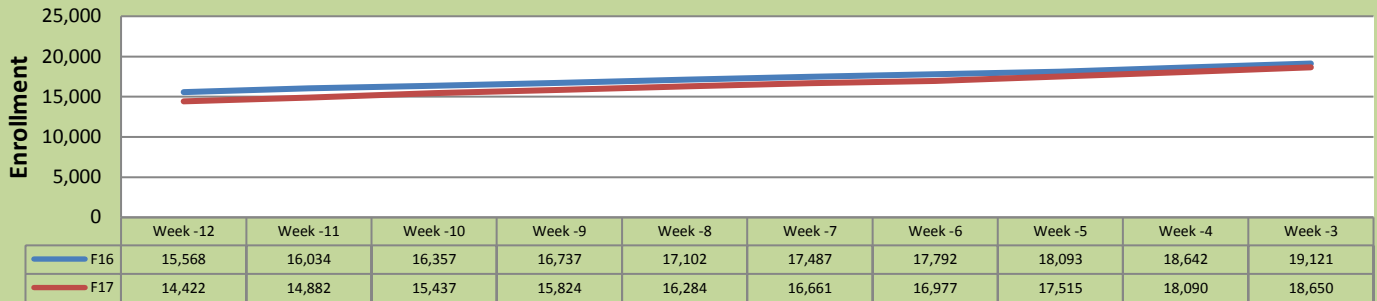


Fall 17 Weekly Enrollment Report

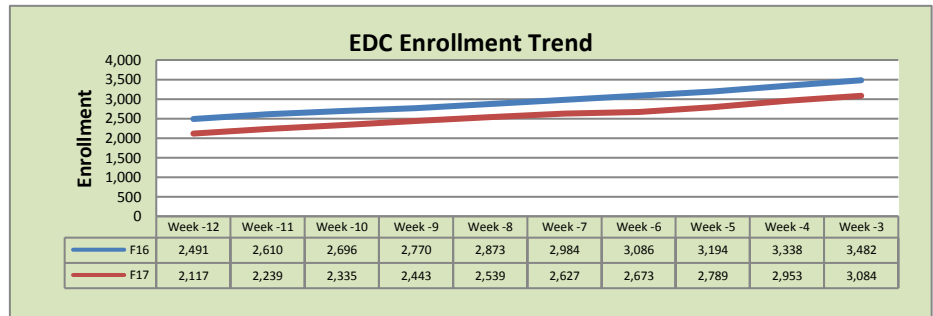
July 31, 2017: Week -3

Total Enrollment F16 and F17 % Change F16 - F17 = -2.5%

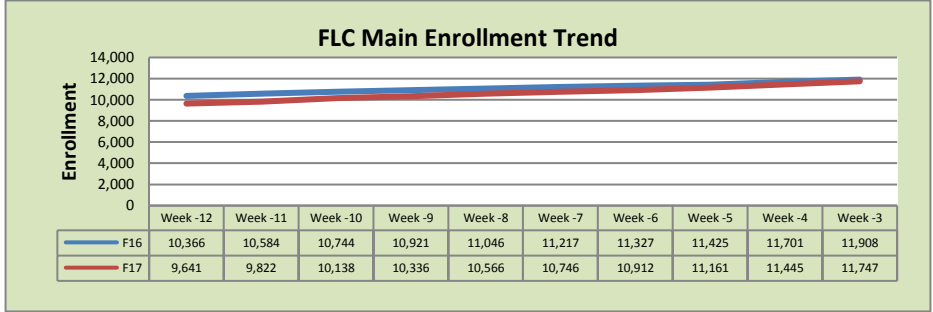


Enrollment by Site

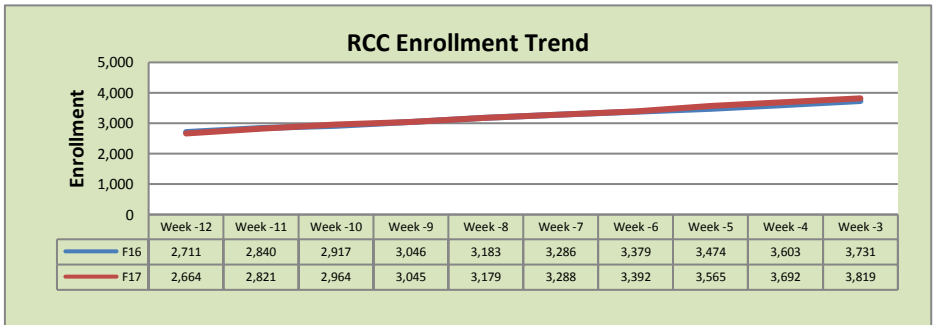
El Dorado Center			
	F16	F17	% Change
Undup Hdcnt	970	888	-8%
Total Sections	183	180	-2%
FTE	36.434	36.087	-1%
Fill Rate ¹	63%	50%	-13%
Productivity	416.07	376.16	-10%
FTEs	490	440	-10%



FLC Main			
	F16	F17	% Change
Undup Hdcnt	4,565	4,439	-3%
Total Sections	508	514	1%
FTE	106.051	107.004	1%
Fill Rate	72%	63%	-9%
Productivity	469.13	461.96	-2%
FTEs	1,611	1,600	-1%



Rancho Cordova Center			
	F16	F17	% Change
Undup Hdcnt	2,288	2,373	4%
Total Sections	158	169	7%
FTE ₂	30.633	31.945	4%
Fill Rate	70%	64%	-6%
Productivity	445.34	430.22	-3%
FTEs	441	445	1%



FLC Enrollment Totals

	F16	F17	% Change
Unduplicated Headcount	7,823	7,700	-2%
Total Sections ¹	849	863	2%
FTE ¹	173.027	175.035	1%
Fill Rate	70%	64%	-6%
Productivity (WSCH/FTE)	453.77	438.48	-3%
FTEs ((WSCH*17)/525)	2,542	2,485	-2%

Notes:

¹ Fill Rate does not include Work Experience (498/198) or Independent Study (495) sections.

Enrollment started April 24, 2017. Semester starts August 19, 2017.