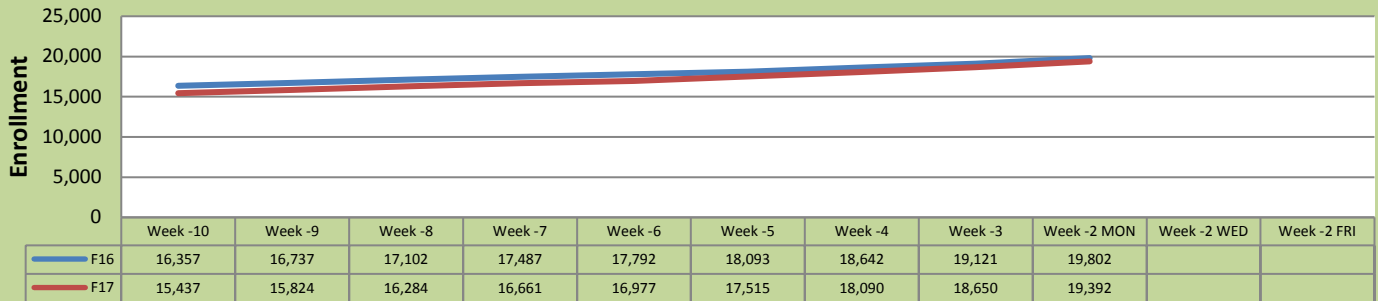


Fall 17 Weekly Enrollment Report

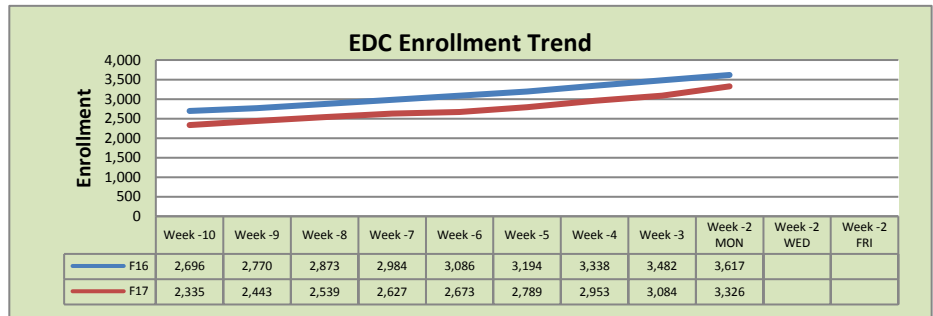
August 7, 2017: Week -2

Total Enrollment F16 and F17 % Change F16 - F17 = -2.1%

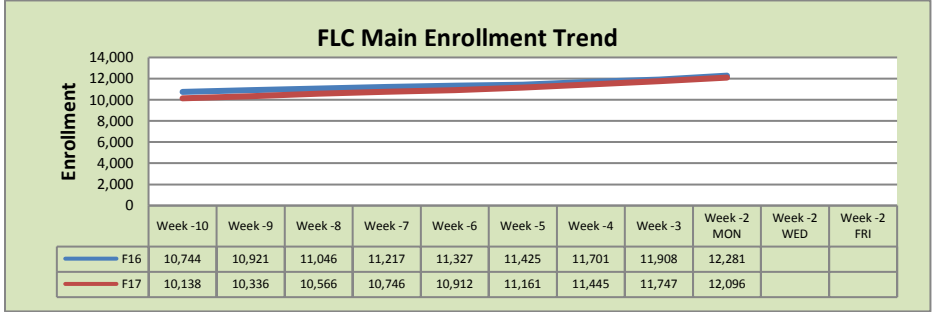


Enrollment by Site

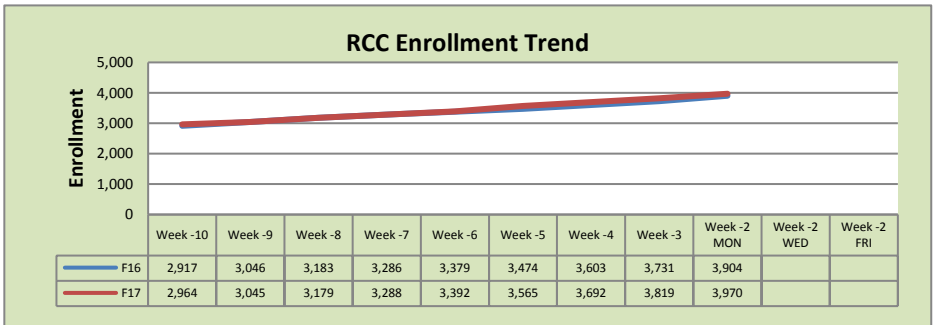
El Dorado Center			
	F16	F17	% Change
Undup Hdcnt	1,029	965	-6%
Total Sections	179	181	1%
FTE	35.593	36.087	1%
Fill Rate ₁	67%	64%	-3%
Productivity	438.77	401.84	-8%
FTEs	506	470	-7%



FLC Main			
	F16	F17	% Change
Undup Hdcnt	4,738	4,600	-3%
Total Sections	505	514	2%
FTE	105.426	107.104	2%
Fill Rate	75%	72%	-3%
Productivity	483.57	473.20	-2%
FTEs	1,651	1,641	-1%



Rancho Cordova Center			
	F16	F17	% Change
Undup Hdcnt	2,411	2,481	3%
Total Sections	156	169	8%
FTE ₂	30.433	31.945	5%
Fill Rate	74%	71%	-3%
Productivity	465.92	446.17	-4%
FTEs	459	462	1%



FLC Enrollment Totals

	F16	F17	% Change
Unduplicated Headcount	8,178	8,046	-2%
Total Sections ¹	840	864	3%
FTE ¹	171.452	175.135	2%
Fill Rate	73%	70%	-3%
Productivity (WSCH/FTE)	471.14	453.57	-4%
FTEs ((WSCH*17)/525)	2,616	2,572	-2%

Notes:

¹ Fill Rate does not include Work Experience (498/198) or Independent Study (495) sections.

Enrollment started April 24, 2017. Semester starts August 19, 2017.