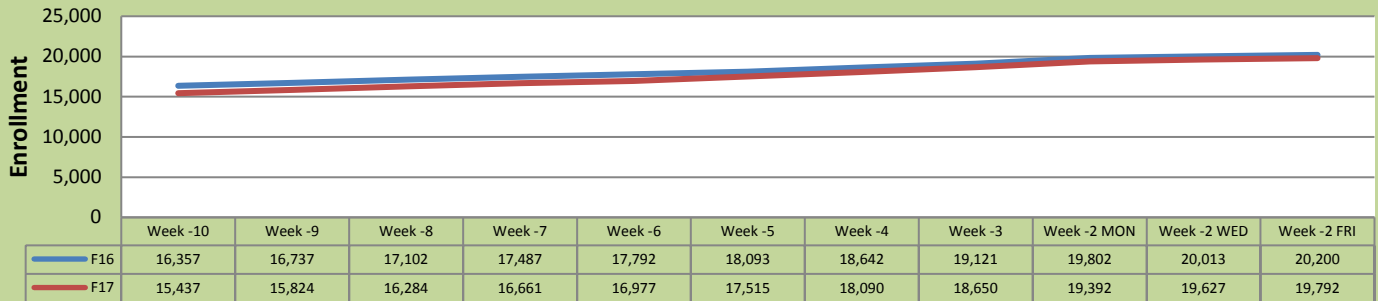


Fall 17 Weekly Enrollment Report

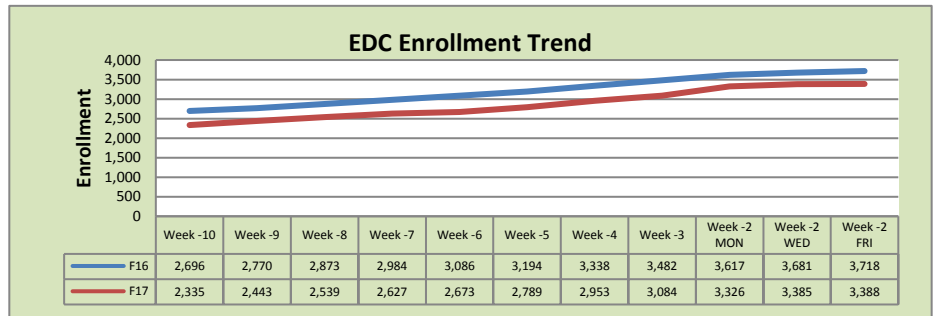
August 11, 2017: Week -2

Total Enrollment F16 and F17 % Change F16 - F17 = -2.0%

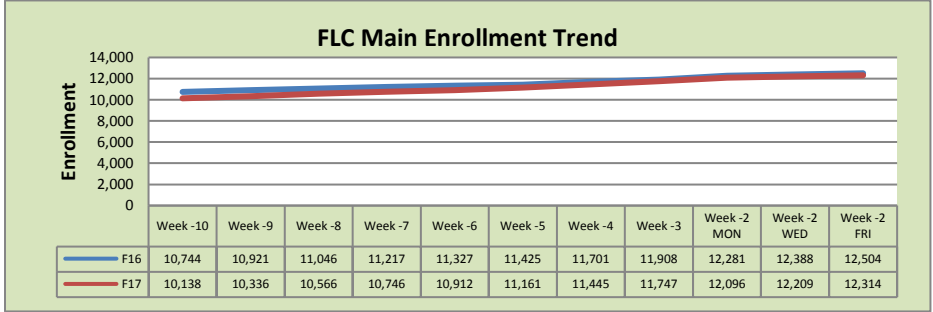


Enrollment by Site

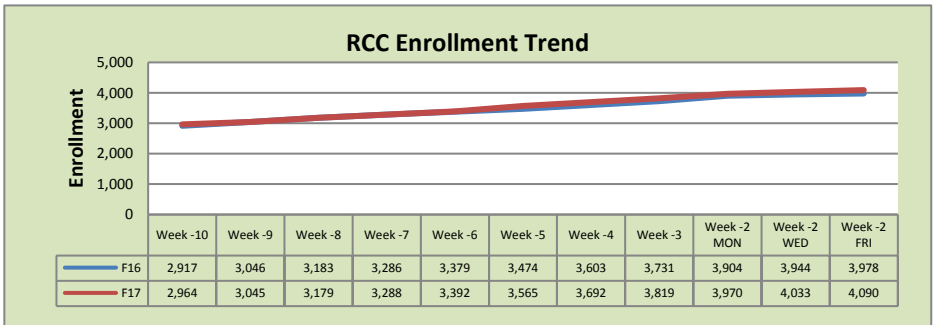
El Dorado Center			
	F16	F17	% Change
Undup Hdcnt	1,083	991	-8%
Total Sections	175	175	0%
FTE	34.993	35.037	0%
Fill Rate ₁	70%	67%	-3%
Productivity	456.71	421.16	-8%
FTEs	517	478	-8%



FLC Main			
	F16	F17	% Change
Undup Hdcnt	4,850	4,705	-3%
Total Sections	497	509	2%
FTE	103.508	107.479	4%
Fill Rate	77%	74%	-3%
Productivity	502.34	478.82	-5%
FTEs	1,684	1,666	-1%



Rancho Cordova Center			
	F16	F17	% Change
Undup Hdcnt	2,471	2,553	3%
Total Sections	153	168	10%
FTE ₂	29.82	31.837	7%
Fill Rate	77%	74%	-3%
Productivity	483.1	460.1	-5%
FTEs	466	474	2%



FLC Enrollment Totals

	F16	F17	% Change
Unduplicated Headcount	8,404	8,249	-2%
Total Sections ¹	825	852	3%
FTE ¹	168.320	174.352	4%
Fill Rate	76%	72%	-4%
Productivity (WSCH/FTE)	489.44	463.81	-5%
FTEs ((WSCH*17)/525)	2,667	2,619	-2%

Notes:

¹ Fill Rate does not include Work Experience (498/198) or Independent Study (495) sections.

Enrollment started April 24, 2017. Semester starts August 19, 2017.