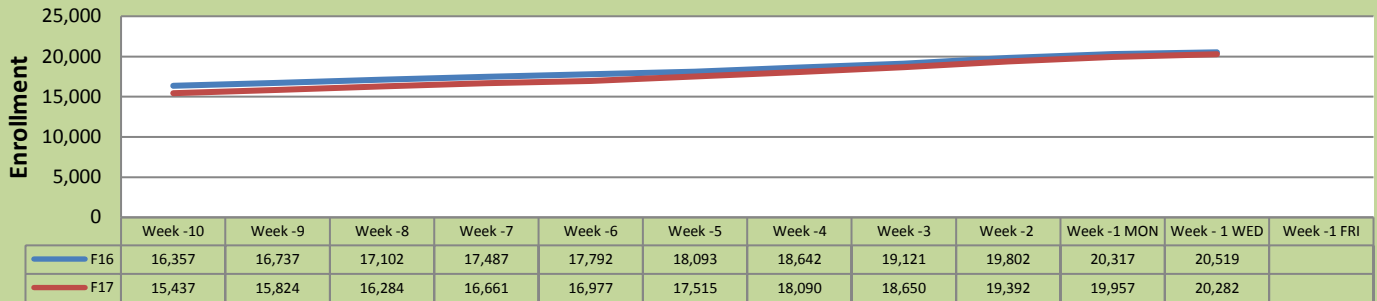


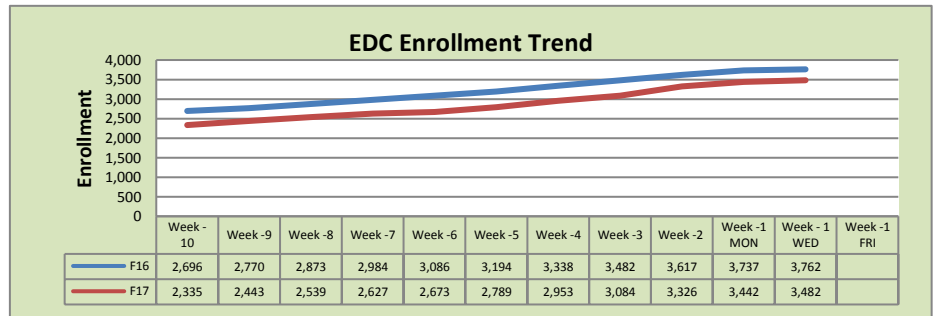
Fall 17 Weekly Enrollment Report
August 16, 2017: Week -1 Wednesday Update

Total Enrollment F16 and F17
% Change F16 - F17 = -1.2%

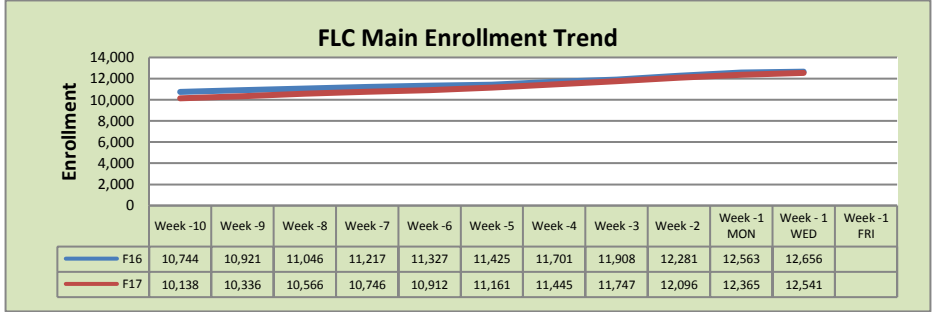


Enrollment by Site

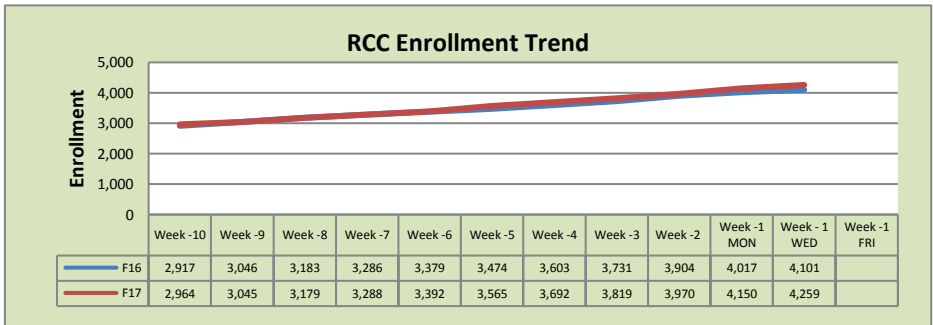
El Dorado Center			
	F16	F17	% Change
Undup Hdcnt	1,106	1,011	-9%
Total Sections	173	175	1%
FTE	34.593	35.037	1%
Fill Rate ₁	72%	70%	-2%
Productivity	467.47	429.79	-8%
FTEs	524	488	-7%



FLC Main			
	F16	F17	% Change
Undup Hdcnt	4,902	4,809	-2%
Total Sections	493	509	3%
FTE	102.600	107.518	5%
Fill Rate	79%	75%	-4%
Productivity	512.11	487.16	-5%
FTEs	1,701	1,696	0%



Rancho Cordova Center			
	F16	F17	% Change
Undup Hdcnt	2,556	2,653	4%
Total Sections	152	168	11%
FTE ₂	29.962	31.687	6%
Fill Rate	80%	77%	-3%
Productivity	493.92	478.63	-3%
FTEs	479	491	3%



FLC Enrollment Totals

	F16	F17	% Change
Unduplicated Headcount	8,564	8,473	-1%
Total Sections ¹	818	852	4%
FTE ¹	167.154	174.241	4%
Fill Rate	77%	74%	-3%
Productivity (WSCH/FTE)	499.61	474.07	-5%
FTEs ((WSCH*17)/525)	2,704	2,675	-1%

Notes:

¹ Fill Rate does not include Work Experience (498/198) or Independent Study (495) sections.

Enrollment started April 24, 2017. Semester starts August 19, 2017.