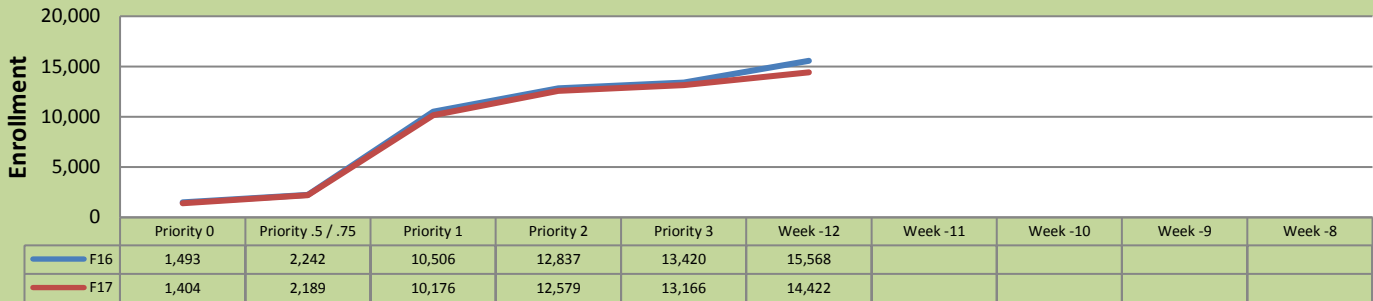


Fall 17 Weekly Enrollment Report

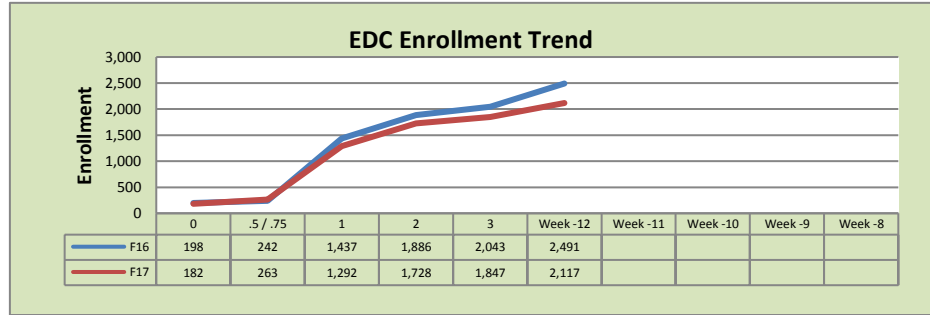
May 29, 2017: Week -12

Total Enrollment F16 and F17 % Change F16 - F17 = -7.4%

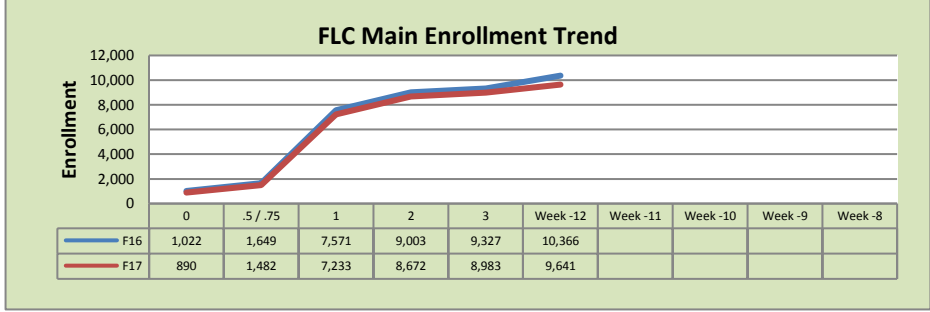


Enrollment by Site

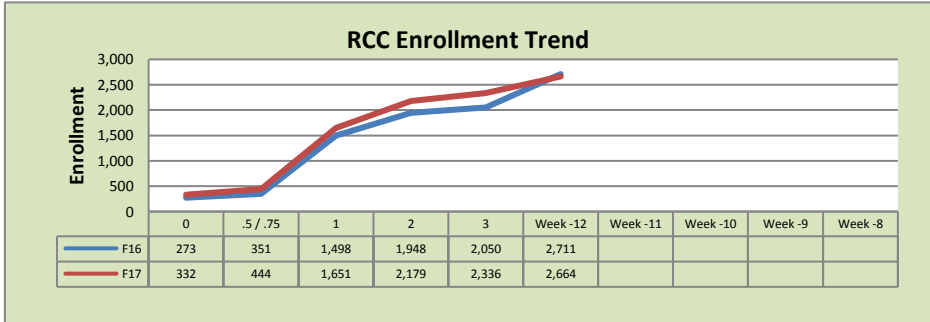
El Dorado Center			
	F16	F17	% Change
Undup Hdcnt	678	577	-15%
Total Sections	186	181	-3%
FTE	38.009	36.423	-4%
Fill Rate ¹	46%	42%	4%
Productivity	293.11	265.00	-10%
FTEs	361	313	-13%



FLC Main			
	F16	F17	% Change
Undup Hdcnt	3,845	3,524	-8%
Total Sections	501	513	2%
FTE	105.301	106.654	1%
Fill Rate	64%	59%	-5%
Productivity	416.76	389.3	-7%
FTEs	1,421	1,344	-5%



Rancho Cordova Center			
	F16	F17	% Change
Undup Hdcnt	1,662	1,639	-1%
Total Sections	162	169	4%
FTE ₂	31.434	32.012	2%
Fill Rate	49%	49%	0%
Productivity	317.32	303.48	-4%
FTEs	323	315	-2%



FLC Enrollment Totals

	F16	F17	% Change
Unduplicated Headcount	6,185	5,740	-7%
Total Sections ¹	849	863	2%
FTE ¹	174.744	175.088	0%
Fill Rate	57%	54%	-3%
Productivity (WSCH/FTE)	371.97	347.75	-7%
FTEs ((WSCH*17)/525)	2,105	1,972	-6%

Notes:

¹ Fill Rate does not include Work Experience (498/198) or Independent Study (495) sections.

Enrollment started April 24, 2017. Semester starts August 19, 2017.