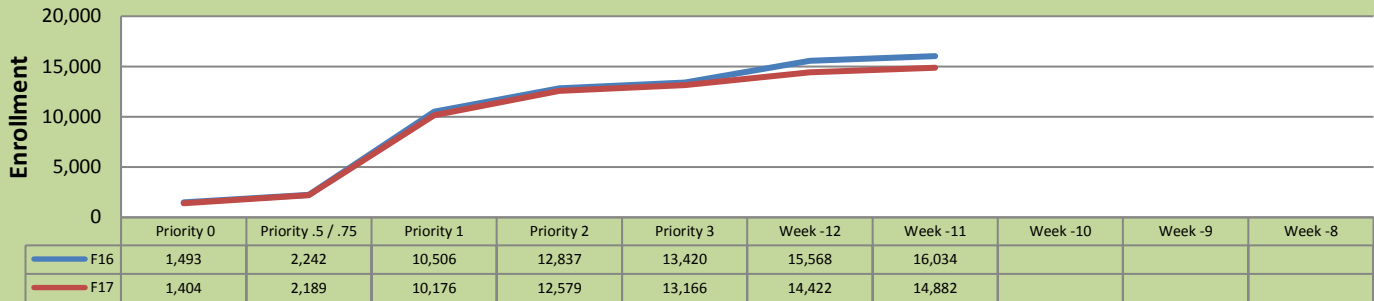


## Fall 17 Weekly Enrollment Report

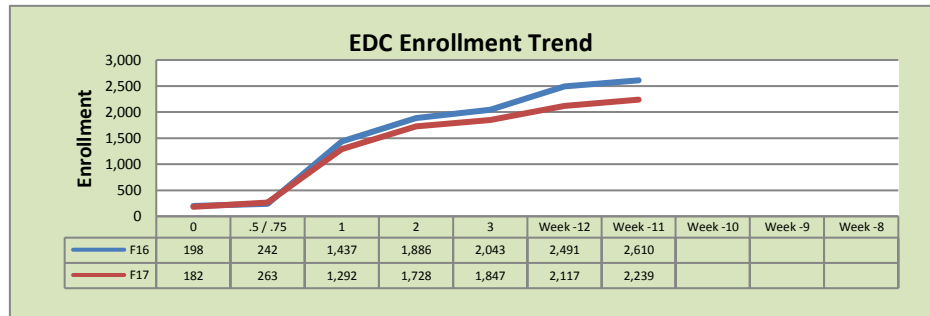
June 5, 2017: Week -11

### Total Enrollment F16 and F17 % Change F16 - F17 = -7.2%

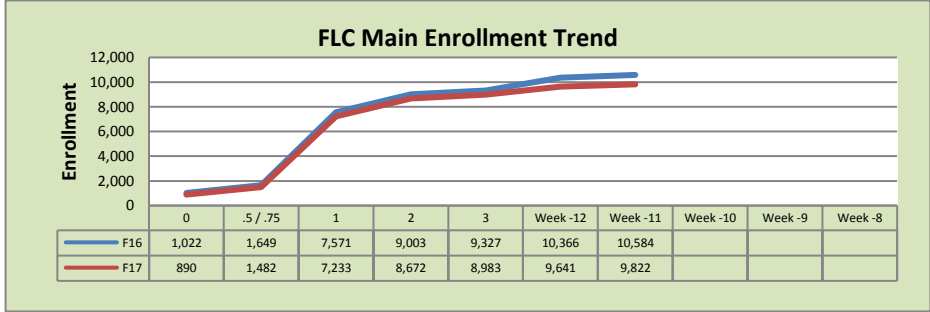


### Enrollment by Site

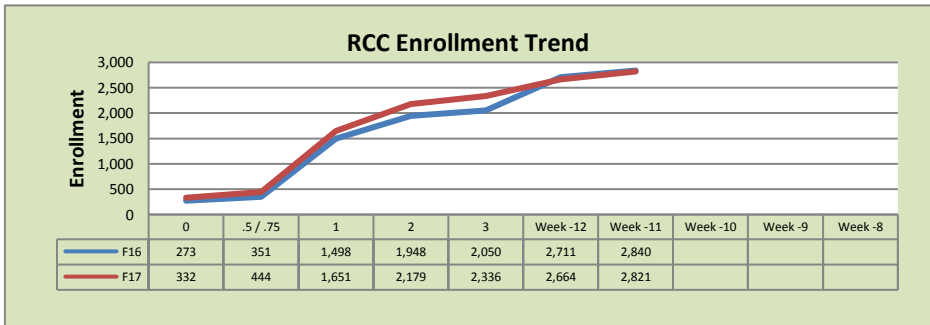
El Dorado Center			
	F16	F17	% Change
Undup Hdcnt	714	620	-13%
Total Sections	186	180	-3%
FTE	38.009	36.090	-5%
Fill Rate <sub>1</sub>	48%	44%	-4%
Productivity	306.28	283.87	-7%
FTEs	377	332	-12%



FLC Main			
	F16	F17	% Change
Undup Hdcnt	3,938	3,599	-9%
Total Sections	501	514	3%
FTE	105.301	106.854	1%
Fill Rate	65%	60%	-5%
Productivity	424.7	395.86	-7%
FTEs	1,448	1,370	-5%



Rancho Cordova Center			
	F16	F17	% Change
Undup Hdcnt	1,735	1,725	-1%
Total Sections	162	169	4%
FTE <sub>2</sub>	31.434	32.012	2%
Fill Rate	52%	51%	-1%
Productivity	332.12	321.4	-3%
FTEs	338	333	-1%



### FLC Enrollment Totals

	F16	F17	% Change
Unduplicated Headcount	6,387	5,944	-7%
Total Sections <sup>1</sup>	849	863	2%
FTE <sup>1</sup>	174.744	174.955	0%
Fill Rate	59%	51%	-8%
Productivity (WSCH/FTE)	382.29	359.13	-6%
FTEs ((WSCH*17)/525)	2,163	2,035	-6%

#### Notes:

<sup>1</sup> Fill Rate does not include Work Experience (498/198) or Independent Study (495) sections.

Enrollment started April 24, 2017. Semester starts August 19, 2017.