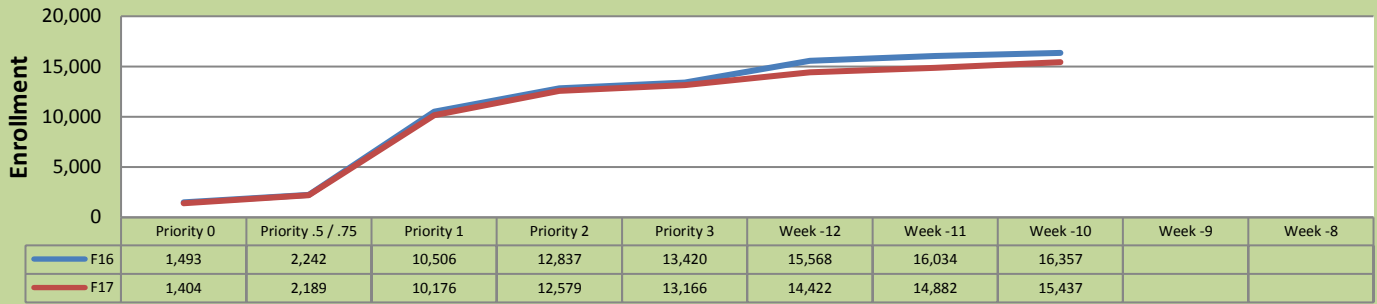


## Fall 17 Weekly Enrollment Report

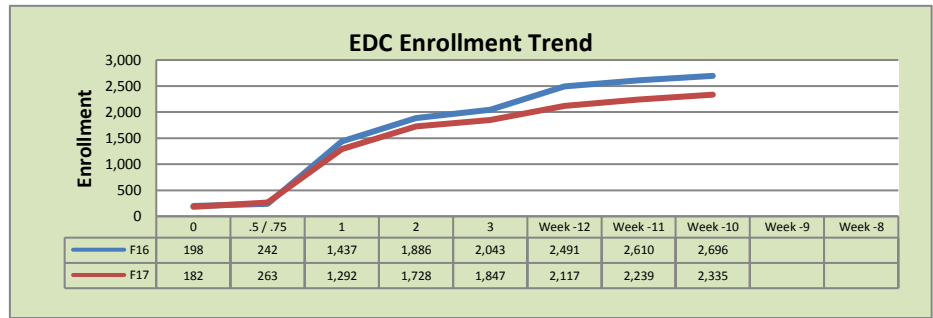
June 12, 2017: Week -10

### Total Enrollment F16 and F17 % Change F16 - F17 = -5.6%

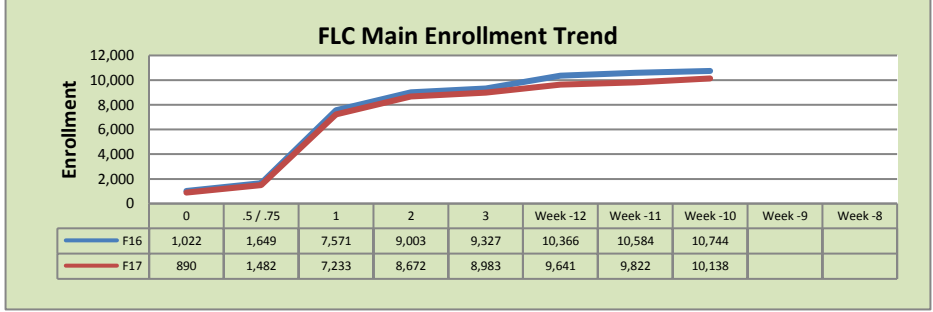


### Enrollment by Site

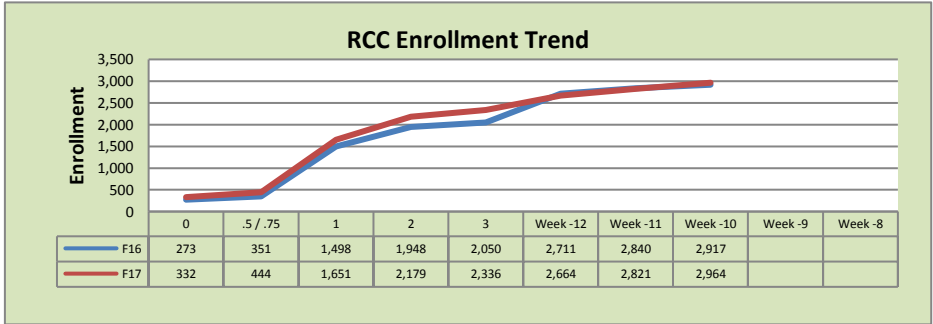
El Dorado Center			
	F16	F17	% Change
Undup Hdcnt	721	645	-11%
Total Sections	186	180	-3%
FTE	38.009	36.090	-5%
Fill Rate <sup>1</sup>	48%	46%	-2%
Productivity	314.89	296.15	-6%
FTEs	389	346	-11%



FLC Main			
	F16	F17	% Change
Undup Hdcnt	3,971	3,726	-6%
Total Sections	501	514	3%
FTE	105.101	107.004	2%
Fill Rate	65%	62%	3%
Productivity	431.08	406.33	-6%
FTEs	1,506	1,408	-7%



Rancho Cordova Center			
	F16	F17	% Change
Undup Hdcnt	1,782	1,805	1%
Total Sections	162	169	4%
FTE <sub>2</sub>	31.633	32.012	1%
Fill Rate	53%	54%	1%
Productivity	339.69	337.53	-1%
FTEs	423	350	-17%



### FLC Enrollment Totals

	F16	F17	% Change
Unduplicated Headcount	6,474	6,176	-5%
Total Sections <sup>1</sup>	849	863	2%
FTE <sup>1</sup>	174.744	175.105	0%
Fill Rate	59%	57%	-2%
Productivity (WSCH/FTE)	389.26	371.04	-5%
FTEs ((WSCH*17)/525)	2,319	2,104	-9%

#### Notes:

<sup>1</sup> Fill Rate does not include Work Experience (498/198) or Independent Study (495) sections.

Enrollment started April 24, 2017. Semester starts August 19, 2017.