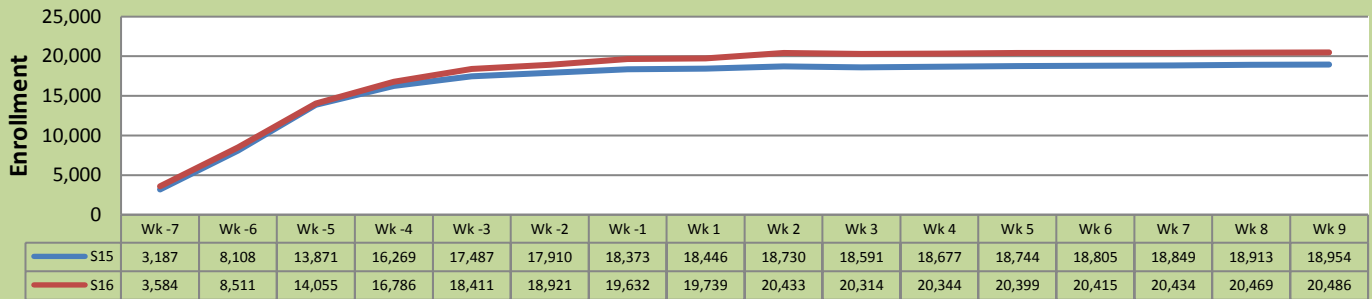


Spring 16 Weekly Enrollment Report

March 15, 2016 (Week 9 - start of 8W2)

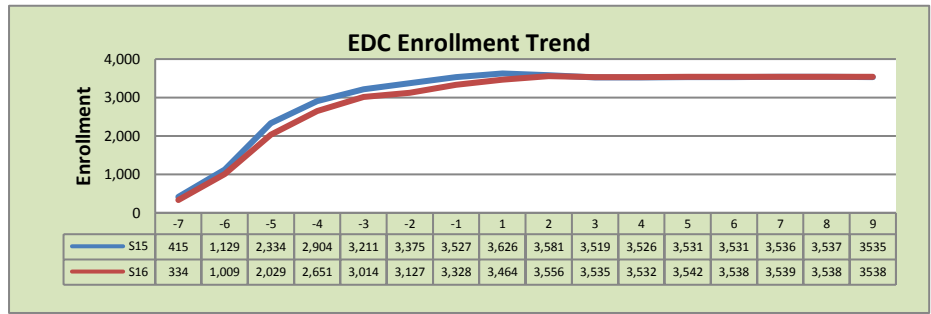
Total Enrollment S15 and S16 for Week 9

% Change S15 - S16 = 8.1%

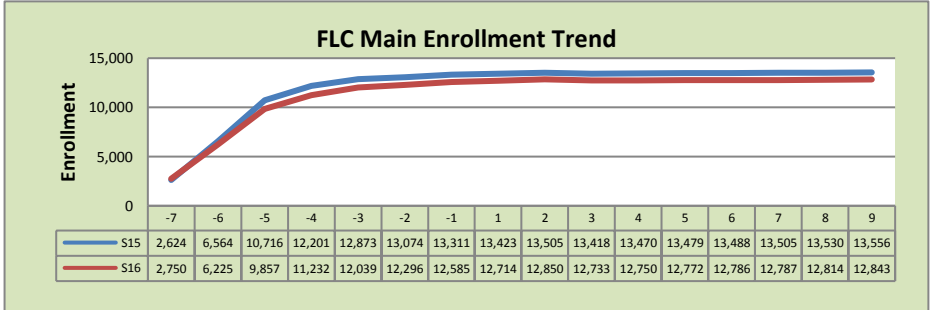


Enrollment by Site for Week 9

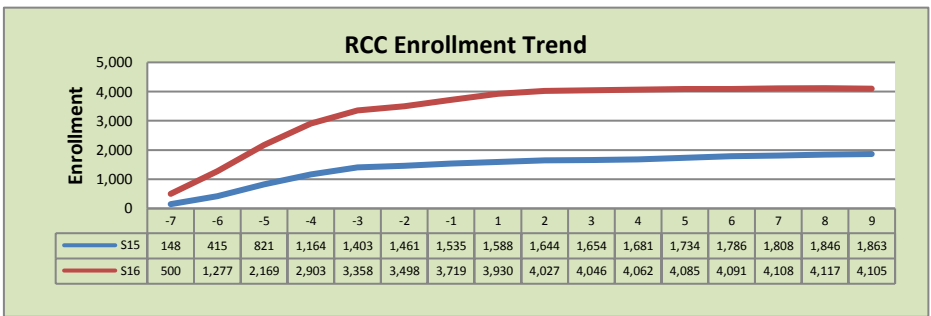
El Dorado Center			
	S15	S16	% Change
Undup Hdcnt	1,080	1,140	6%
Total Sections	173	174	1%
FTE	31.021	33.370	8%
Fill Rate ₁		69%	
Productivity	496.05	449.84	-9%
FTEs	498	486	-2%



FLC Main			
	S15	S16	% Change
Undup Hdcnt	5,578	4,852	-13%
Total Sections	492	485	-1%
FTE	105.152	102.091	-3%
Fill Rate		79%	
Productivity	518.99	511.33	-1%
FTEs	1,767	1,690	-4%



Rancho Cordova Center			
	S15	S16	% Change
Undup Hdcnt	1,244	2,600	109%
Total Sections	86	151	76%
FTE ₂	15.454	28.284	83%
Fill Rate		80%	
Productivity	450.19	509.96	13%
FTEs	225	467	108%



FLC Enrollment Totals: Week 9

	S15	S16	% Change
Unduplicated Headcount	7,902	8,592	9%
Total Sections ¹	751	810	8%
FTE ¹	151.626	163.746	8%
Fill Rate		77%	
Productivity (WSCH/FTE)	507.28	498.56	-2%
FTEs ([WSCH*17]/525)	2,490	2,643	6%

Notes:

- ¹ Fill Rate does not include Work Experience (498/198) or Independent Study (495) sections.
- ² FTE added to RCC beginning in F14 to achieve Center status.

Open Enrollment started November 23. Semester starts January 16.