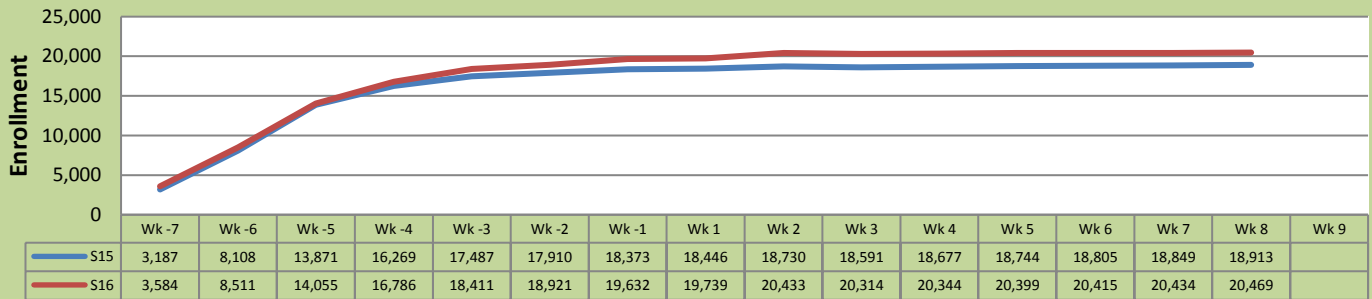


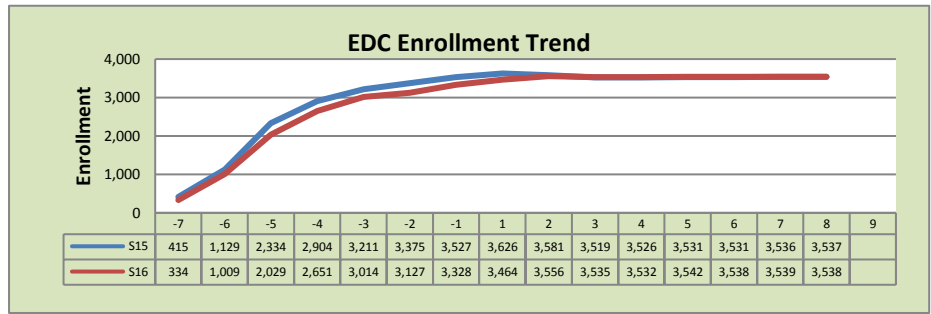
Spring 16 Weekly Enrollment Report March 7, 2016 (Week 8)

Total Enrollment S15 and S16 for Week 8 % Change S15 - S16 = 8.2%

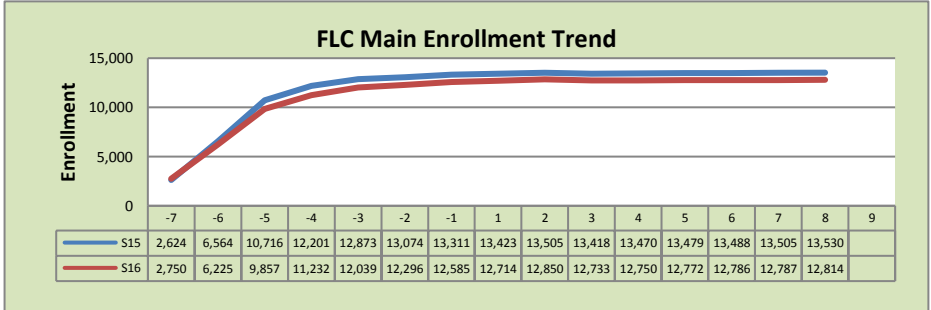


Enrollment by Site for Week 8

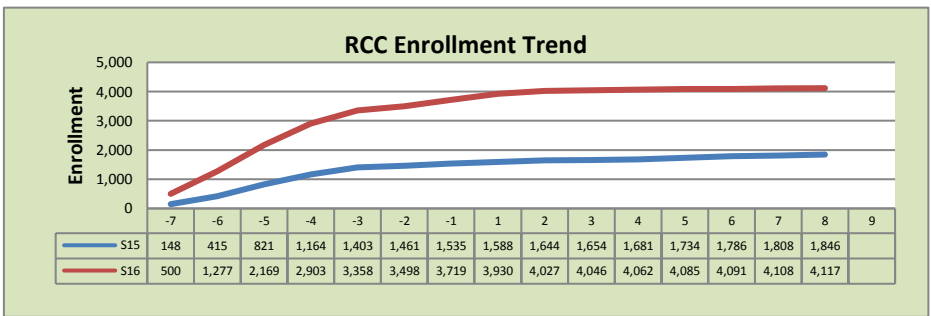
El Dorado Center			
	S15	S16	% Change
Undup Hdcnt	1,081	1,139	5%
Total Sections	173	174	1%
FTE	31.021	33.370	8%
Fill Rate ₁		69%	
Productivity	496.31	452.39	-9%
FTEs	499	489	-2%



FLC Main			
	S15	S16	% Change
Undup Hdcnt	5,579	4,840	-13%
Total Sections	494	486	-2%
FTE	105.685	102.208	-3%
Fill Rate		78%	
Productivity	515.61	510.5	-1%
FTEs	1,764	1,689	-4%



Rancho Cordova Center			
	S15	S16	% Change
Undup Hdcnt	1,126	2,615	132%
Total Sections	87	153	76%
FTE ₂	15.654	28.601	83%
Fill Rate		79%	
Productivity	441.13	505.4	15%
FTEs	224	468	109%



FLC Enrollment Totals: Week 8

	S15	S16	% Change
Unduplicated Headcount	7,886	8,594	9%
Total Sections ¹	754	813	8%
FTE ¹	152.360	164.179	8%
Fill Rate		76%	
Productivity (WSCH/FTE)	504.03	497.8	-1%
FTEs ((WSCH*17)/525)	2,487	2,646	6%

Notes:

¹ Fill Rate does not include Work Experience (498/198) or Independent Study (495) sections.

² FTE added to RCC beginning in F14 to achieve Center status.

Open Enrollment started November 23. Semester starts January 16.