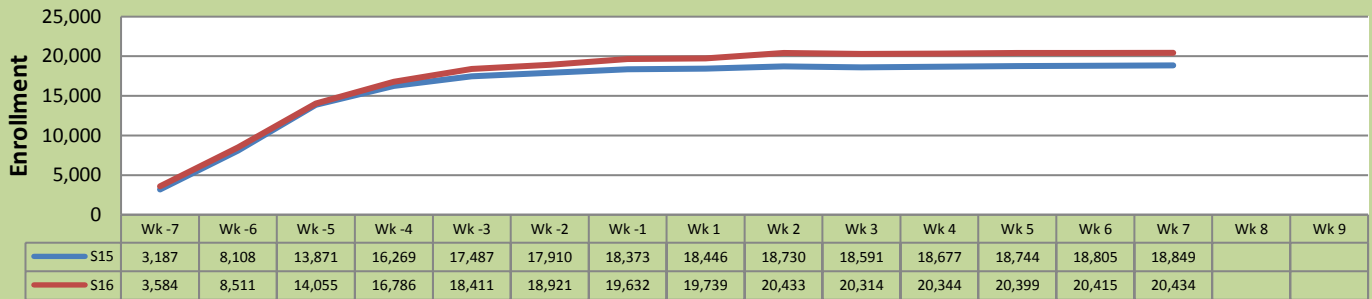


## Spring 16 Weekly Enrollment Report

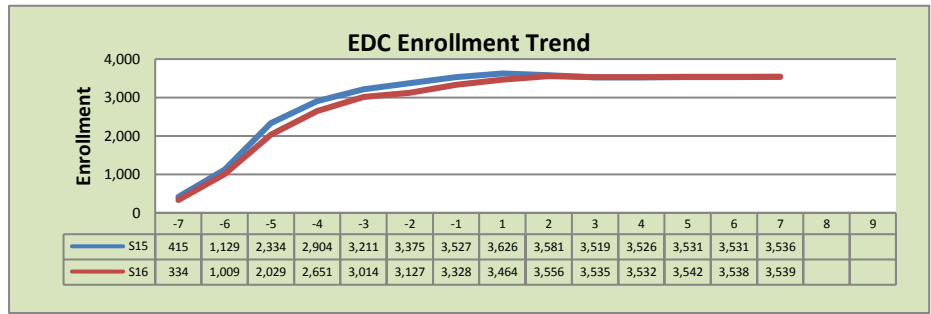
February 29, 2016 (Week 7)

### Total Enrollment S15 and S16 for Week 7 % Change S15 - S16 = 8.4%

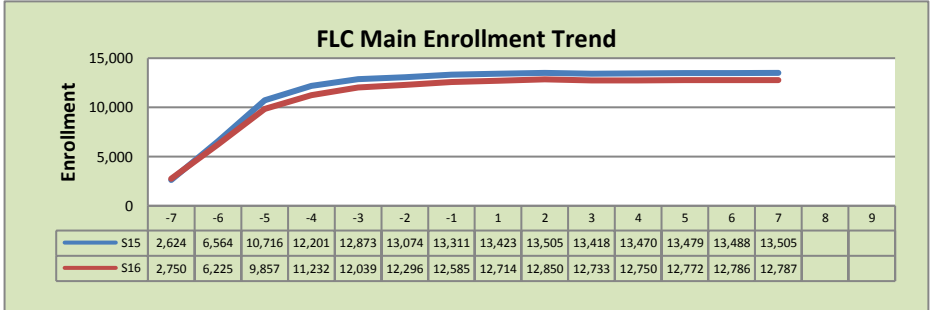


### Enrollment by Site for Week 7

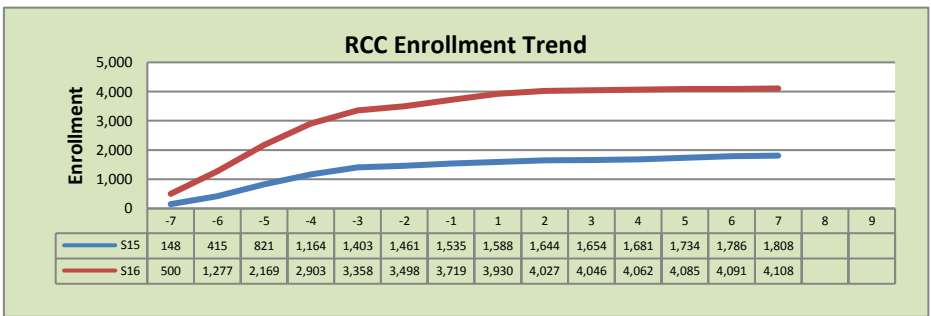
El Dorado Center			
	S15	S16	% Change
Undup Hdcnt	1,082	1,136	5%
Total Sections	173	174	1%
FTE	31.084	33.503	8%
Fill Rate <sub>1</sub>		69%	
Productivity	495.4	450.99	-9%
FTEs	499	489	-2%



FLC Main			
	S15	S16	% Change
Undup Hdcnt	5,589	4,836	-13%
Total Sections	493	485	-2%
FTE	105.073	102.075	-3%
Fill Rate		78%	
Productivity	517.97	510.49	-1%
FTEs	1,762	1,687	-4%



Rancho Cordova Center			
	S15	S16	% Change
Undup Hdcnt	1,195	2,611	118%
Total Sections	87	153	76%
FTE <sub>2</sub>	15.654	28.601	83%
Fill Rate		79%	
Productivity	434.32	504.55	16%
FTEs	220	467	112%



### FLC Enrollment Totals: Week 7

	S15	S16	% Change
Unduplicated Headcount	7,866	8,583	9%
Total Sections <sup>1</sup>	753	812	8%
FTE <sup>1</sup>	151.811	164.179	8%
Fill Rate		76%	
Productivity (WSCH/FTE)	504.72	497.31	-1%
FTEs ([WSCH*17]/525)	2,481	2,644	7%

#### Notes:

<sup>1</sup> Fill Rate does not include Work Experience (498/198) or Independent Study (495) sections.

<sup>2</sup> FTE added to RCC beginning in F14 to achieve Center status.

Open Enrollment started November 23. Semester starts January 16.