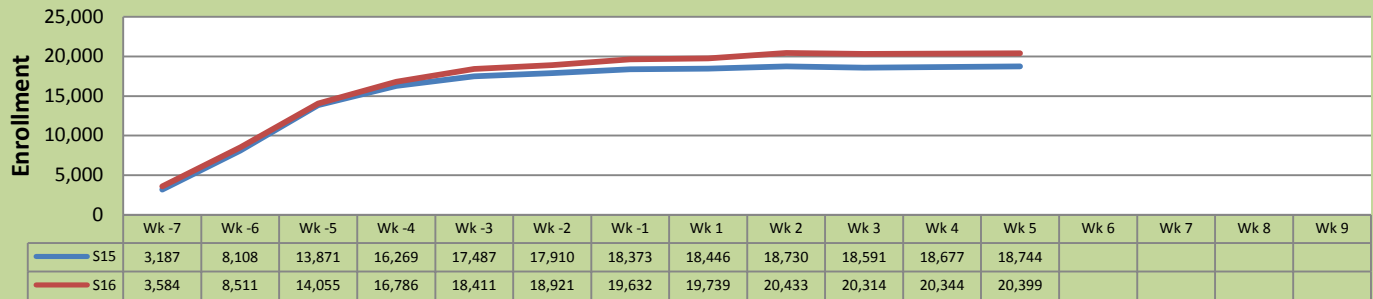


Spring 16 Weekly Enrollment Report

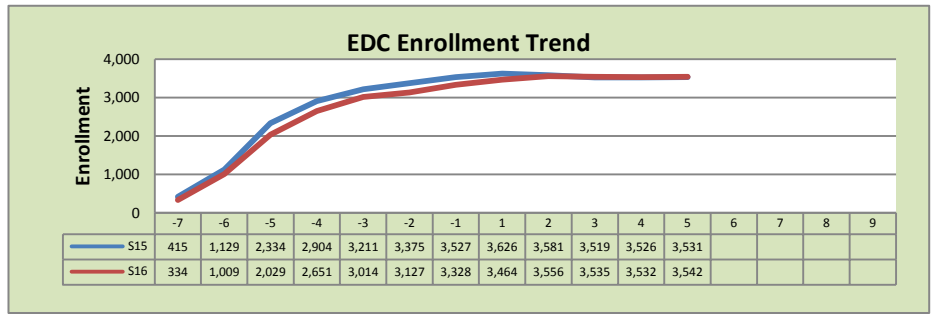
February 15, 2016 (Week 5)

Total Enrollment S15 and S16 for Week 5 % Change S15 - S16 = 8.8%

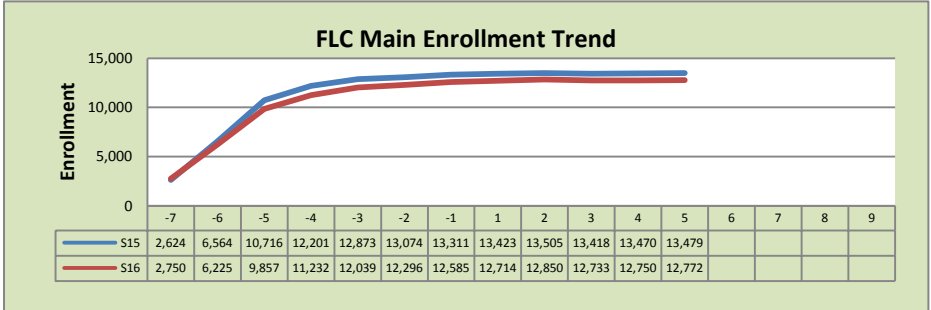


Enrollment by Site for Week 5

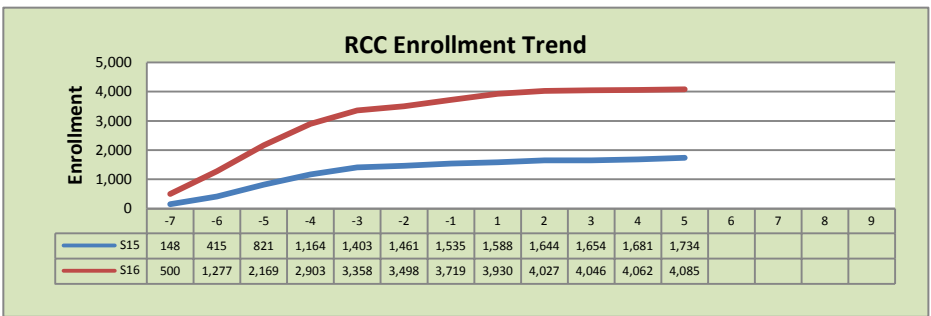
El Dorado Center			
	S15	S16	% Change
Undup Hdcnt	1,082	1,135	5%
Total Sections	171	174	2%
FTE	30.804	33.370	8%
Fill Rate ₁		69%	
Productivity	499.92	452.99	-9%
FTEs	499	489	-2%



FLC Main			
	S15	S16	% Change
Undup Hdcnt	5,597	4,840	-14%
Total Sections	493	485	-2%
FTE	104.775	102.161	-2%
Fill Rate		78%	
Productivity	516.09	510.01	-1%
FTEs	1,751	1,687	-4%



Rancho Cordova Center			
	S15	S16	% Change
Undup Hdcnt	1,140	2,606	129%
Total Sections	88	154	75%
FTE ₂	15.769	28.801	83%
Fill Rate		78%	
Productivity	418.39	498.46	19%
FTEs	213	465	118%



FLC Enrollment Totals: Week 5

	S15	S16	% Change
Unduplicated Headcount	7,819	8,581	10%
Total Sections ¹	752	813	8%
FTE ¹	151.349	164.332	9%
Fill Rate		78%	
Productivity (WSCH/FTE)	502.62	496.4	-1%
FTEs ([WSCH*17]/525)	2,463	2,641	7%

Notes:

¹ Fill Rate does not include Work Experience (498/198) or Independent Study (495) sections.

² FTE added to RCC beginning in F14 to achieve Center status.

Open Enrollment started November 23. Semester starts January 16.