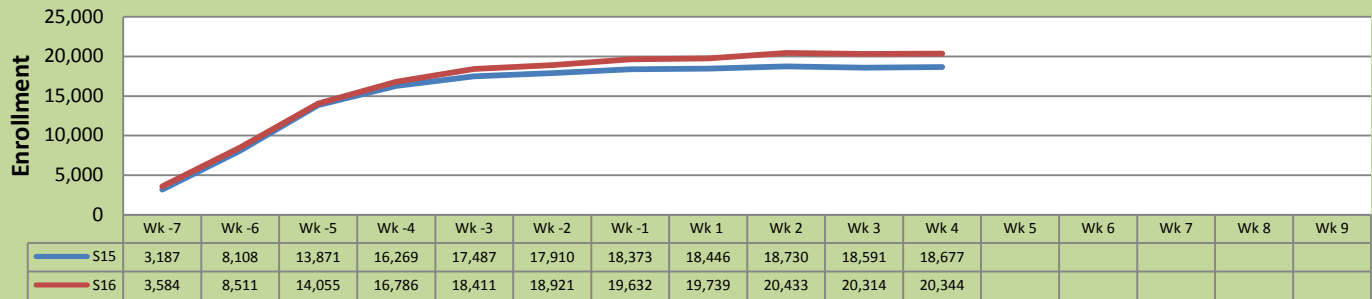


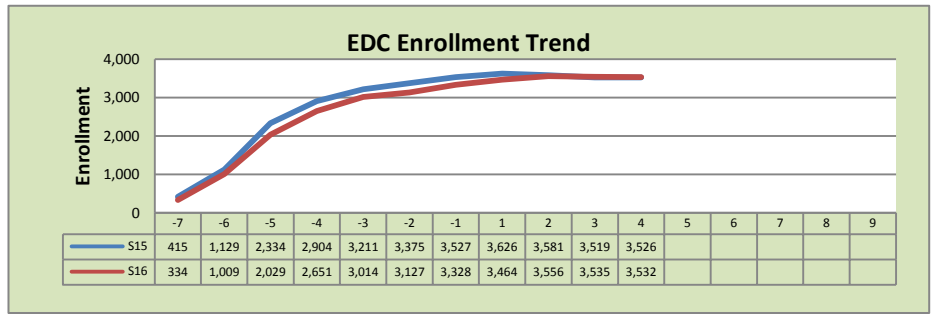
Spring 16 Weekly Enrollment Report February 8, 2016 (Week 4)

Total Enrollment S15 and S16 for Week 4 % Change S15 - S16 = 8.9%

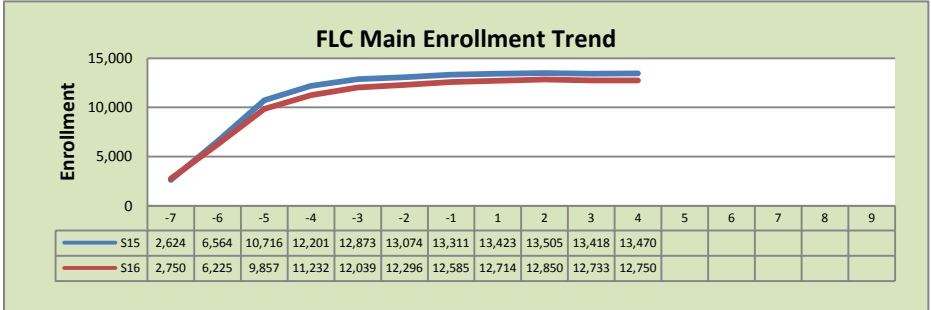


Enrollment by Site for Week 4

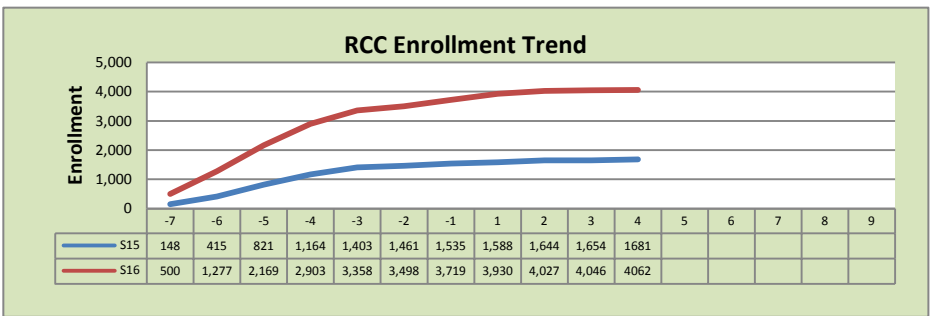
El Dorado Center			
	S15	S16	% Change
Undup Hdcnt	1,077	1,133	5%
Total Sections	171	174	2%
FTE	30.804	33.570	9%
Fill Rate ₁		69%	
Productivity	499.33	448.8	-10%
FTEs	498	488	-2%



FLC Main			
	S15	S16	% Change
Undup Hdcnt	5,609	4,827	-14%
Total Sections	491	485	-1%
FTE	105.108	101.815	-3%
Fill Rate		78%	
Productivity	514.09	510.36	-1%
FTEs	1,750	1,682	-4%



Rancho Cordova Center			
	S15	S16	% Change
Undup Hdcnt	1,101	2,593	136%
Total Sections	87	154	77%
FTE ₂	15.569	28.601	84%
Fill Rate		78%	
Productivity	412.66	498.85	21%
FTEs	208	462	122%



FLC Enrollment Totals: Week 4

	S15	S16	% Change
Unduplicated Headcount	7,787	8,553	10%
Total Sections ¹	749	813	9%
FTE ¹	151.482	163.986	8%
Fill Rate		76%	
Productivity (WSCH/FTE)	500.66	495.75	-1%
FTEs ([WSCH*17]/525)	2,456	2,632	7%

Notes:

- ¹ Fill Rate does not include Work Experience (498/198) or Independent Study (495) sections.
- ² FTE added to RCC beginning in F14 to achieve Center status.

Open Enrollment started November 23. Semester starts January 16.