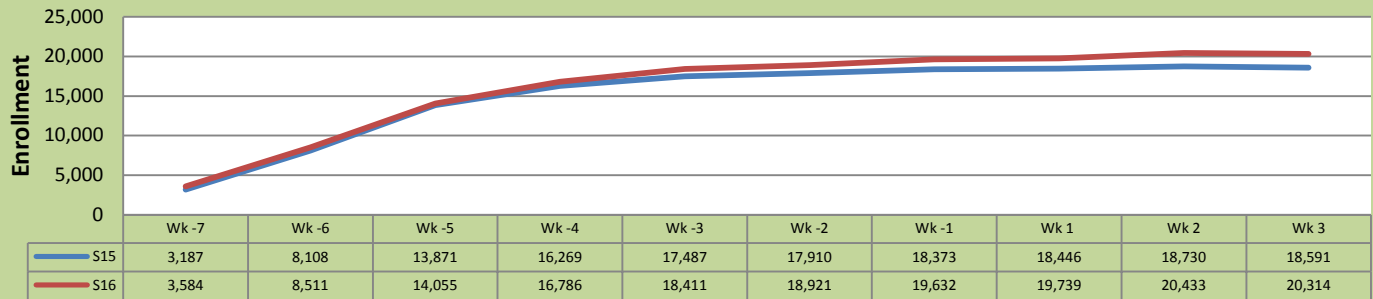


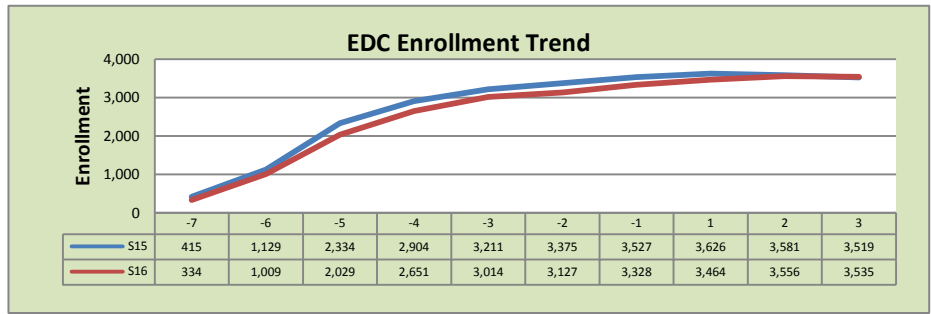
Spring 16 Weekly Enrollment Report
February 1, 2016 (Week 3: Census Report)

Total Enrollment S15 and S16 for Week 3
% Change S15 - S16 = 9.3%

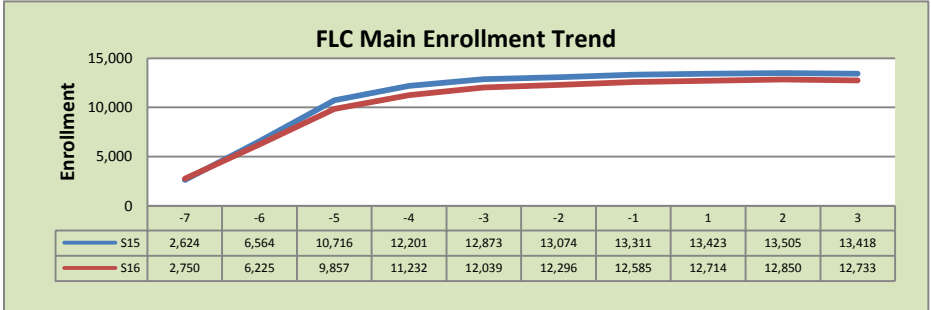


Enrollment by Site for Week 3

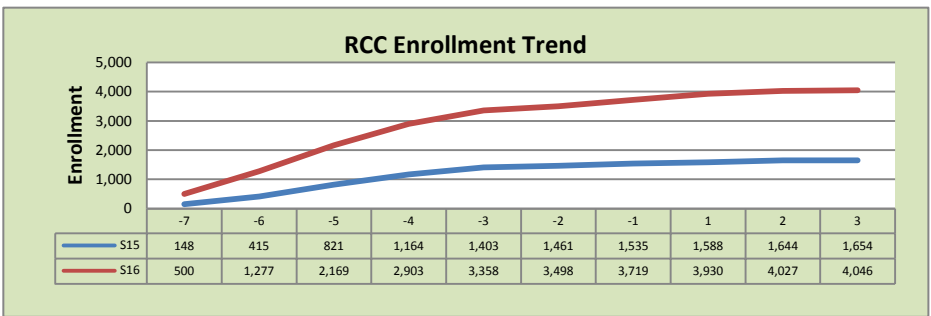
El Dorado Center			
	S15	S16	% Change
Undup Hdcnt	1,077	1,133	5%
Total Sections	171	174	2%
FTE	30.698	33.570	9%
Fill Rate ₁		69%	
Productivity	500.03	449.33	-10%
FTEs	497	488	-2%



FLC Main			
	S15	S16	% Change
Undup Hdcnt	5,601	4,830	-14%
Total Sections	491	494	1%
FTE	104.908	102.315	-2%
Fill Rate		78%	
Productivity	513.3	507.93	-1%
FTEs	1,744	1,683	-3%



Rancho Cordova Center			
	S15	S16	% Change
Undup Hdcnt	1,083	2,592	139%
Total Sections	86	154	79%
FTE ₂	15.369	28.601	86%
Fill Rate		77%	
Productivity	412.08	496.83	21%
FTEs	205	460	124%



FLC Enrollment Totals: Week 3

	S15	S16	% Change
Unduplicated Headcount	7,761	8,555	10%
Total Sections ¹	748	822	10%
FTE ¹	150.975	164.486	9%
Fill Rate		76%	
Productivity (WSCH/FTE)	500.5	494.04	-1%
FTEs ((WSCH*17)/525)	2,446	2,631	8%

Notes:

- ¹ Fill Rate does not include Work Experience (498/198) or Independent Study (495) sections.
- ² FTE added to RCC beginning in F14 to achieve Center status.

Open Enrollment started November 23. Semester starts January 16.