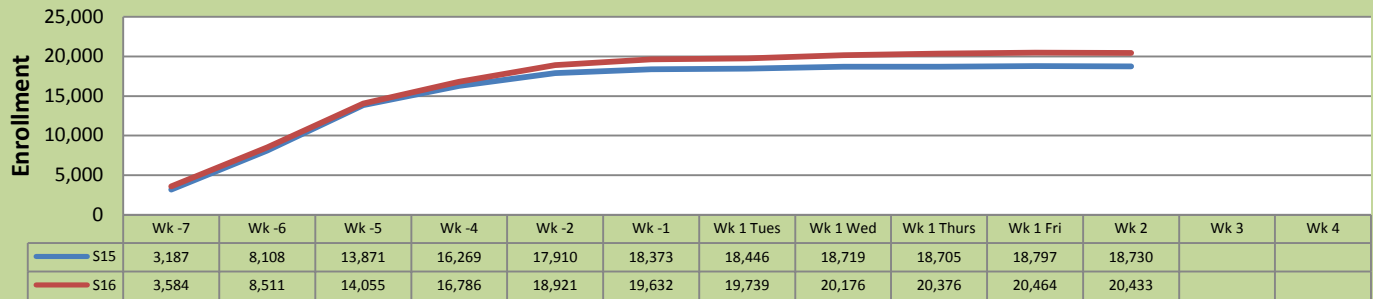


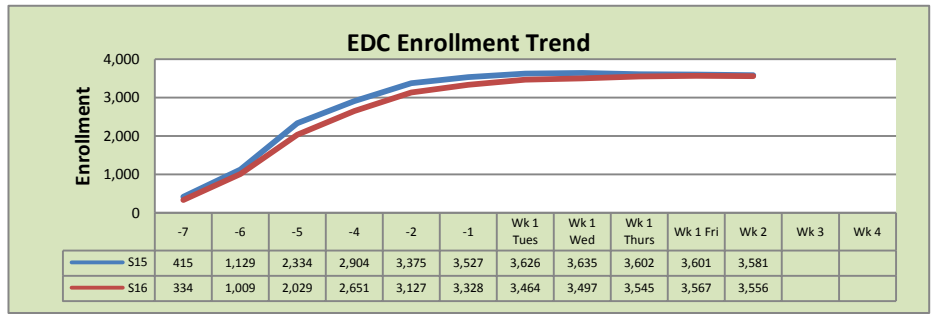
Spring 16 Weekly Enrollment Report January 25, 2016 (Week 2)

Total Enrollment S15 and S16 for Week 2 % Change S15 - S16 = 9.1%

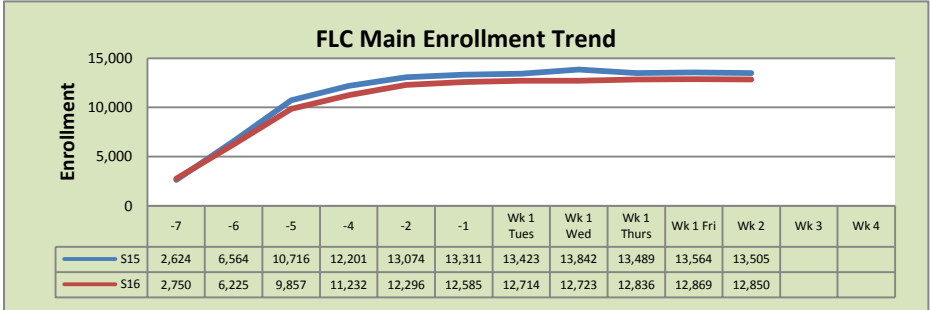


Enrollment by Site for Week 2

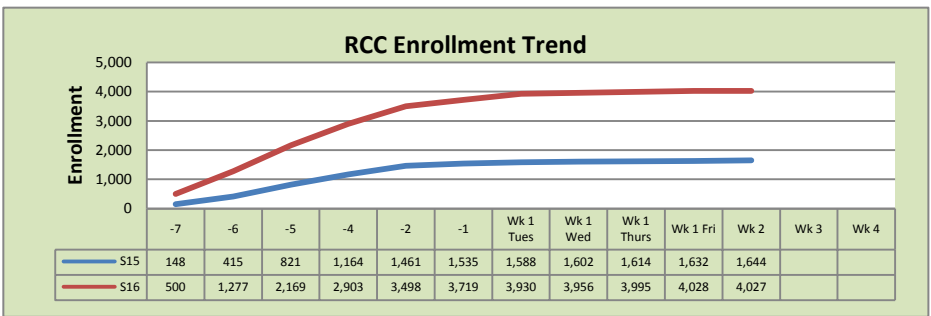
El Dorado Center			
	S15	S16	% Change
Undup Hdcnt	1,094	1,125	3%
Total Sections	174	174	0%
FTE	31.323	33.370	7%
Fill Rate ₁		69%	
Productivity	495.39	451.03	-9%
FTEs	502	487	-3%



FLC Main			
	S15	S16	% Change
Undup Hdcnt	5,645	4,889	-13%
Total Sections	494	497	1%
FTE	105.716	104.357	-1%
Fill Rate		78%	
Productivity	513.66	502.2	-2%
FTEs	1,758	1,697	-3%



Rancho Cordova Center			
	S15	S16	% Change
Undup Hdcnt	1,061	2,588	144%
Total Sections	83	155	87%
FTE ₂	14.786	28.801	95%
Fill Rate		77%	
Productivity	428.01	492.08	15%
FTEs	205	459	124%



FLC Enrollment Totals: Week 2

	S15	S16	% Change
Unduplicated Headcount	7,800	8,602	10%
Total Sections ¹	751	826	10%
FTE ¹	151.825	166.528	10%
Fill Rate		76%	
Productivity (WSCH/FTE)	501.55	490.2	-2%
FTEs ([WSCH*17]/525)	2,465	2,643	7%

Notes:

¹ Fill Rate does not include Work Experience (498/198) or Independent Study (495) sections.

² FTE added to RCC beginning in F14 to achieve Center status.

Open Enrollment started November 23. Semester starts January 16.