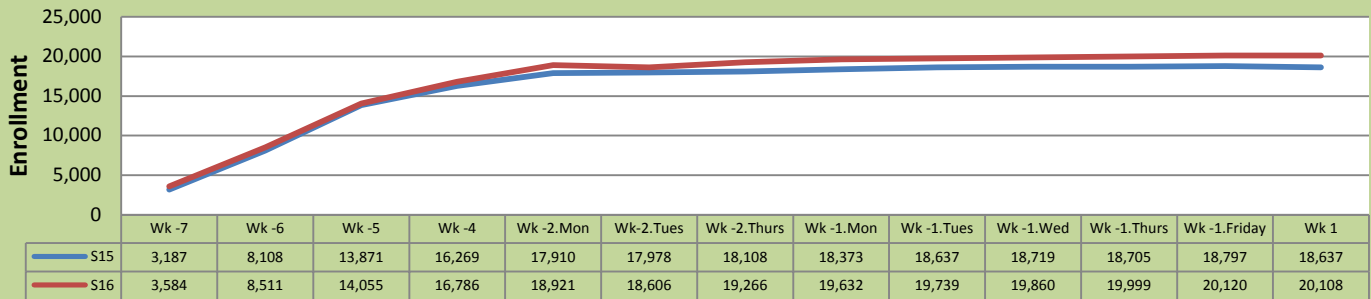


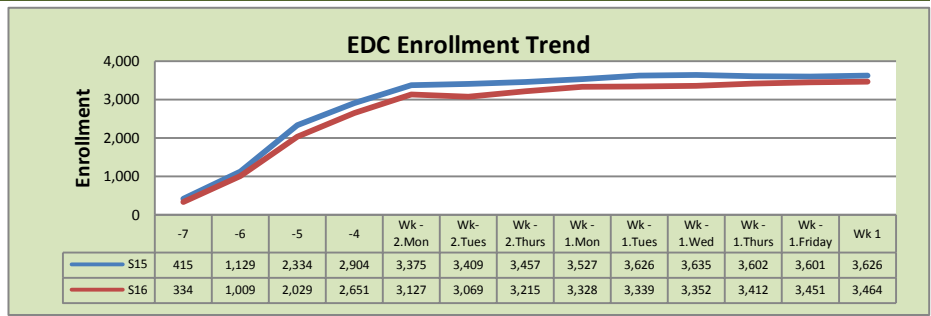
Spring 16 Weekly Enrollment Report January 19, 2016 (Week 1)

Total Enrollment S15 and S16 for Week 1 % Change S15 - S16 = 7.9%

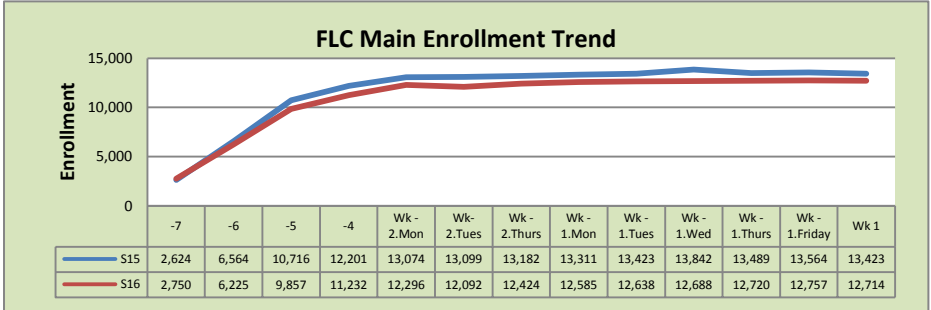


Enrollment by Site for Week 1

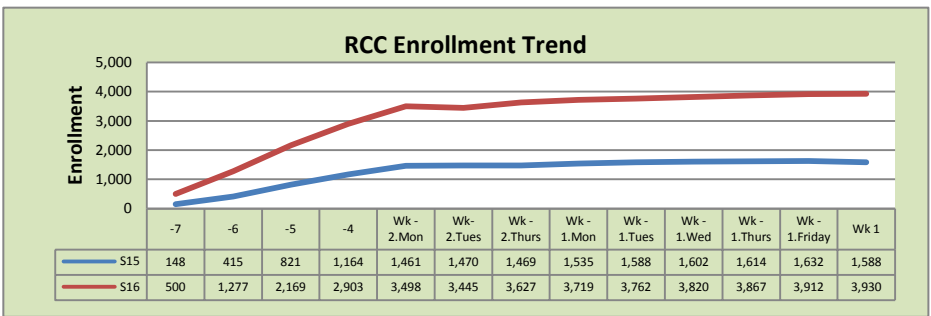
El Dorado Center			
	S15	S16	% Change
Undup Hdcnt	1,086	1,048	-3%
Total Sections	176	174	-1%
FTE	31.939	33.570	5%
Fill Rate ₁		68%	
Productivity	495.4	441.84	-11%
FTEs	512	480	-6%



FLC Main			
	S15	S16	% Change
Undup Hdcnt	5,635	4,891	-13%
Total Sections	492	495	1%
FTE	105.416	104.942	0%
Fill Rate		78%	
Productivity	509.44	493.68	-3%
FTEs	1,739	1,678	-4%



Rancho Cordova Center			
	S15	S16	% Change
Undup Hdcnt	1,029	2,536	146%
Total Sections	82	157	91%
FTE ₂	14.586	29.267	101%
Fill Rate		74%	
Productivity	421.38	474.05	12%
FTEs	199	449	126%



FLC Enrollment Totals: Week 1

	S15	S16	% Change
Unduplicated Headcount	7,750	8,475	9%
Total Sections ¹	750	826	10%
FTE ¹	151.942	167.78	10%
Fill Rate		75%	
Productivity (WSCH/FTE)	498.04	479.89	-4%
FTEs ((WSCH*17)/525)	2,450	2,607	6%

Notes:

¹ Fill Rate does not include Work Experience (498/198) or Independent Study (495) sections.

² FTE added to RCC beginning in F14 to achieve Center status.

Open Enrollment started November 23. Semester starts January 16.