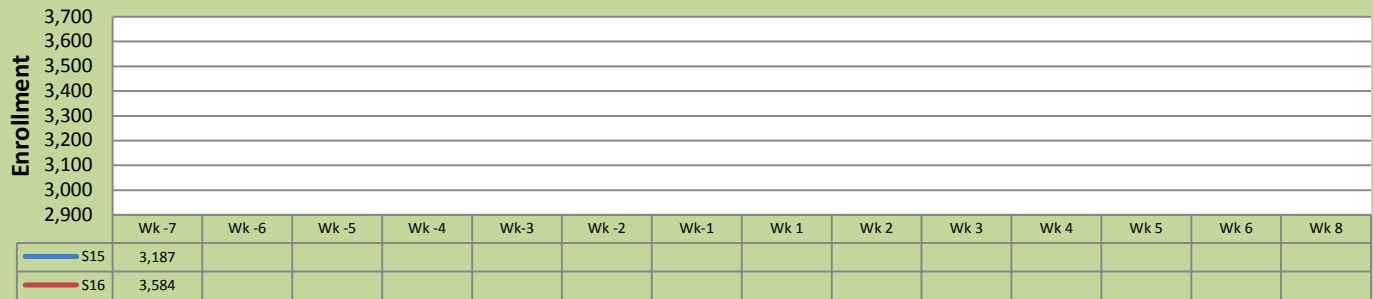


Spring 16 Weekly Enrollment Report

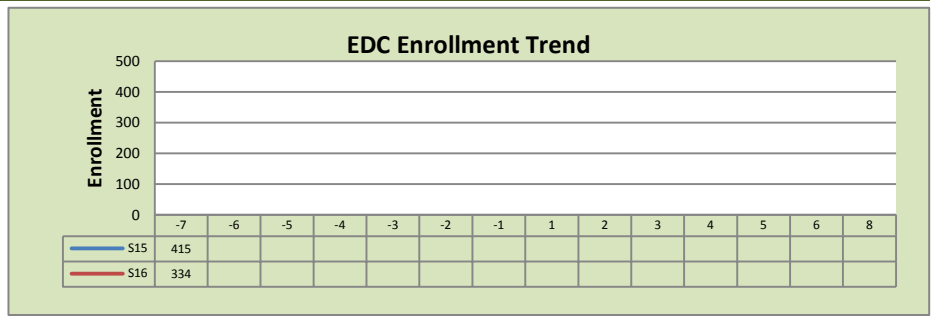
November 30, 2016 (Week -7)

Total Enrollment S15 and S16 for Week -7 % Change S15 - S16 = 12.5%




Enrollment by Site for Week -7

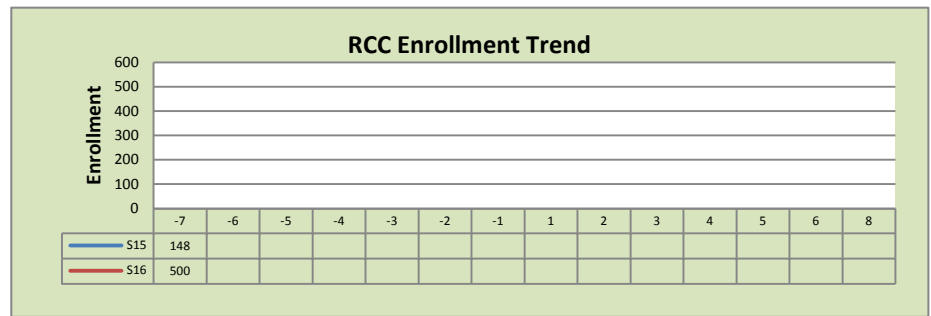
El Dorado Center			
	S15	S16	% Change
Undup Hdcnt	78	64	-18%
Total Sections	181	186	3%
FTE	33.073	36.807	11%
Fill Rate ₁		6%	
Productivity	54.28	39.63	-27%
FTEs	58	47	-19%



FLC Main			
	S15	S16	% Change
Undup Hdcnt	906	834	-8%
Total Sections	495	502	1%
FTE	107.010	107.696	1%
Fill Rate		17%	
Productivity	103.26	111.29	8%
FTEs	358	388	8%



Rancho Cordova Center			
	S15	S16	% Change
Undup Hdcnt	94	306	226%
Total Sections	86	160	86%
FTE ₂	15.386	30.067	95%
Fill Rate		9%	
Productivity	39.01	60.51	55%
FTEs	19	59	210%



FLC Enrollment Totals: Week -7

	S15	S16	% Change
Unduplicated Headcount	1,078	1,204	12%
Total Sections ¹	762	848	11%
FTE ¹	155.469	174.57	12%
Fill Rate		13%	
Productivity (WSCH/FTE)	86.48	87.44	1%
FTEs ((WSCH*17)/525)	435	494	14%

Notes:

¹ Fill Rate does not include Work Experience (498/198) or Independent Study (495) sections.

² FTE added to RCC beginning in F14 to achieve Center status.

Open Enrollment started November 23. Semester starts January 16.