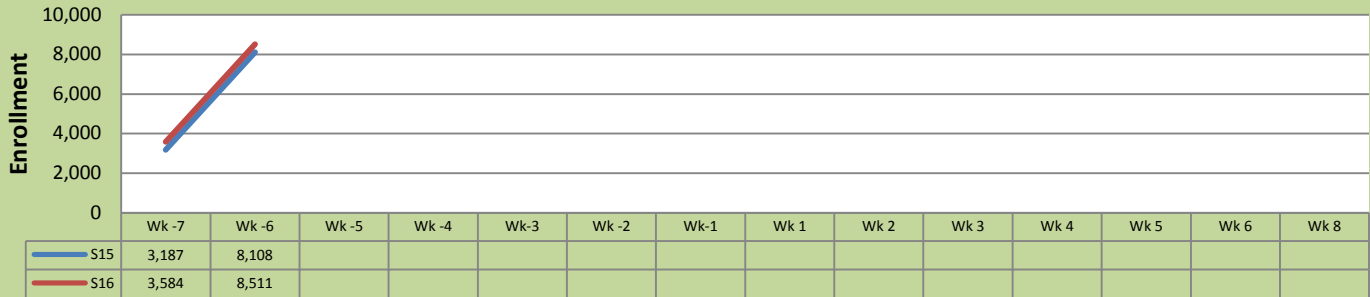


Spring 16 Weekly Enrollment Report

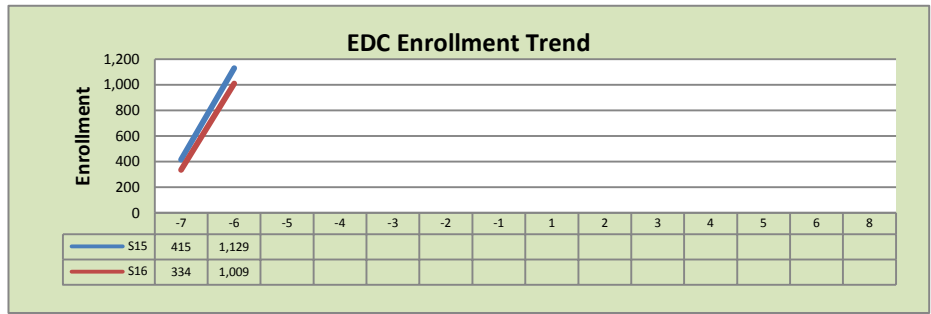
December 7, 2016 (Week -6)

Total Enrollment S15 and S16 for Week -6 % Change S15 - S16 = 5.0%




Enrollment by Site for Week -7

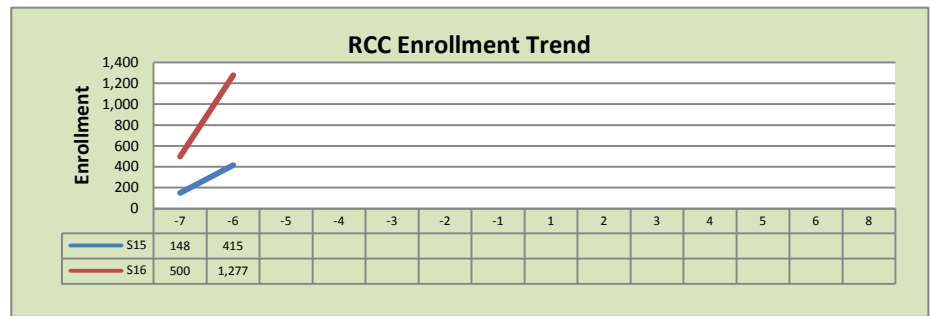
El Dorado Center			
	S15	S16	% Change
Undup Hdcnt	269	251	-7%
Total Sections	181	186	3%
FTE	33.073	36.277	10%
Fill Rate ₁		20%	
Productivity	155.05	133.37	-14%
FTEs	166	157	-5%



FLC Main			
	S15	S16	% Change
Undup Hdcnt	2,518	2,127	-16%
Total Sections	495	502	1%
FTE	106.810	107.276	0%
Fill Rate		38%	
Productivity	257.25	250.22	-3%
FTEs	890	869	-2%



Rancho Cordova Center			
	S15	S16	% Change
Undup Hdcnt	288	873	203%
Total Sections	86	160	86%
FTE ₂	15.386	30.067	95%
Fill Rate		23%	
Productivity	104.73	148.71	42%
FTEs	52	145	179%



FLC Enrollment Totals: Week -6

	S15	S16	% Change
Unduplicated Headcount	3,075	3,251	6%
Total Sections ¹	762	848	11%
FTE ¹	155.569	173.62	12%
Fill Rate		32%	
Productivity (WSCH/FTE)	220.37	208.23	-6%
FTEs ([WSCH*17]/525)	1,108	1,171	6%

Notes:

¹ Fill Rate does not include Work Experience (498/198) or Independent Study (495) sections.

² FTE added to RCC beginning in F14 to achieve Center status.

Open Enrollment started November 23. Semester starts January 16.