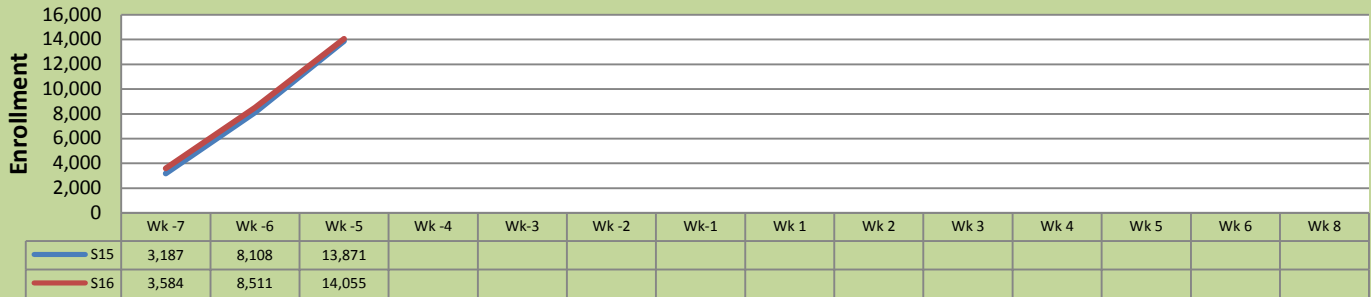


## Spring 16 Weekly Enrollment Report

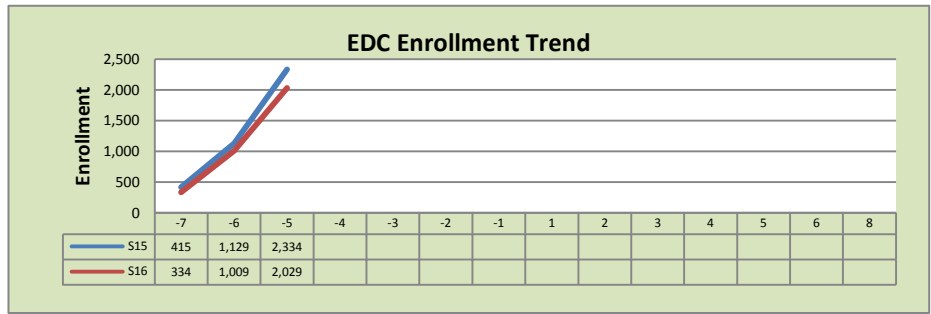
December 14, 2016 (Week -5)

### Total Enrollment S15 and S16 for Week -5 % Change S15 - S16 = 1.3%




### Enrollment by Site for Week -5

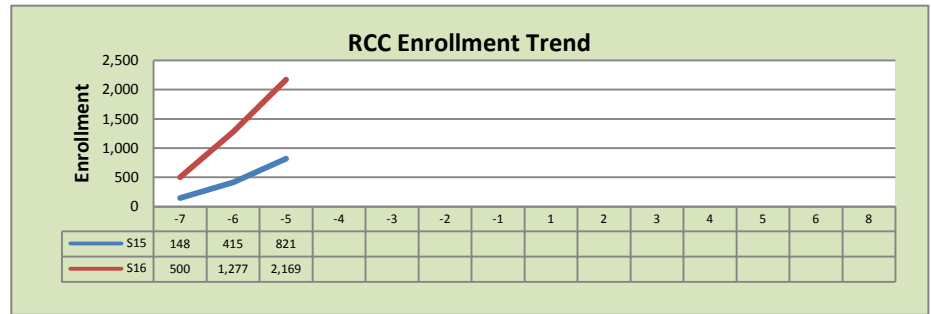
El Dorado Center			
	S15	S16	% Change
Undup Hdcnt	571	533	-7%
Total Sections	181	186	3%
FTE	33.073	36.077	9%
Fill Rate <sub>1</sub>		38%	
Productivity	327.96	257.09	-22%
FTEs	351	300	-15%



FLC Main			
	S15	S16	% Change
Undup Hdcnt	4,187	3,510	-16%
Total Sections	495	503	2%
FTE	106.810	107.476	1%
Fill Rate		60%	
Productivity	410.9	384.47	-6%
FTEs	1,421	1,338	-6%



Rancho Cordova Center			
	S15	S16	% Change
Undup Hdcnt	563	1,429	154%
Total Sections	86	160	86%
FTE <sub>2</sub>	15.386	30.067	95%
Fill Rate		40%	
Productivity	206.51	257.38	25%
FTEs	103	251	144%



### FLC Enrollment Totals: Week -5

	S15	S16	% Change
Unduplicated Headcount	5,321	5,472	3%
Total Sections <sup>1</sup>	762	849	11%
FTE <sup>1</sup>	155.269	173.62	12%
Fill Rate		52%	
Productivity (WSCH/FTE)	372.98	335.99	-10%
FTEs ((WSCH*17)/525)	1,875	1,889	1%

#### Notes:

<sup>1</sup> Fill Rate does not include Work Experience (498/198) or Independent Study (495) sections.

<sup>2</sup> FTE added to RCC beginning in F14 to achieve Center status.

Open Enrollment started November 23. Semester starts January 16.