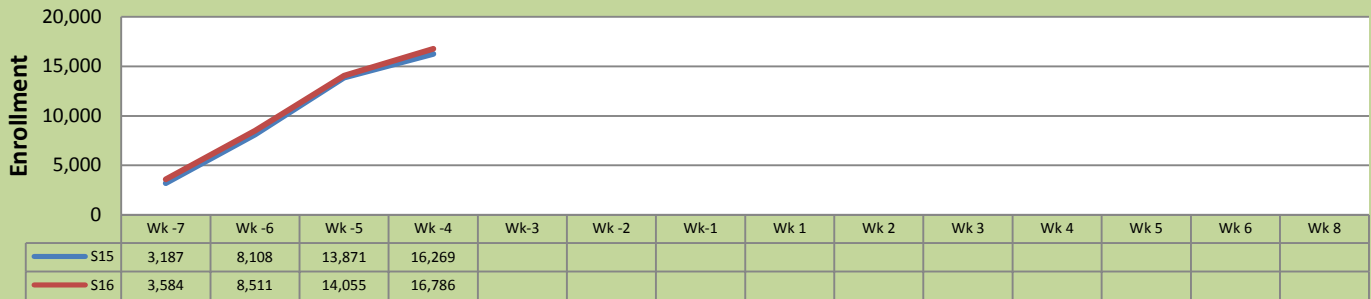


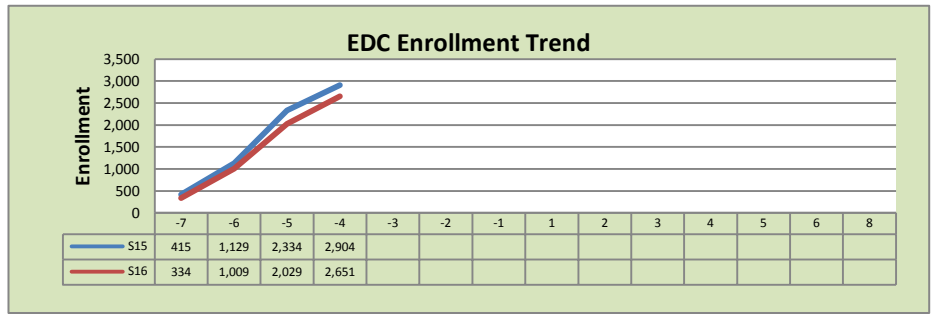
Spring 16 Weekly Enrollment Report
December 21 2016 (Week -4)

Total Enrollment S15 and S16 for Week -4
% Change S15 - S16 = 3.2%

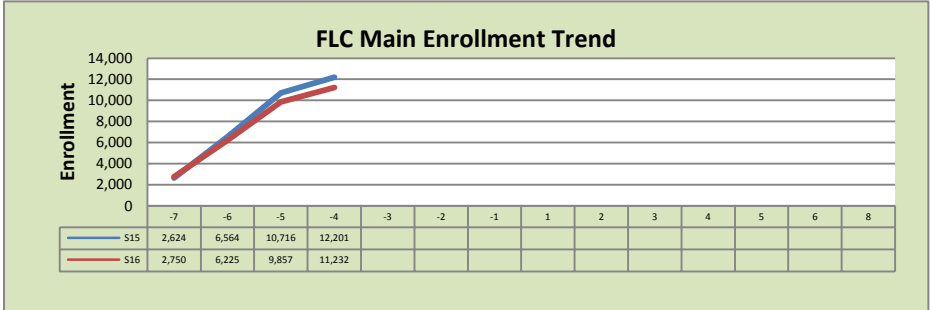


Enrollment by Site for Week -4

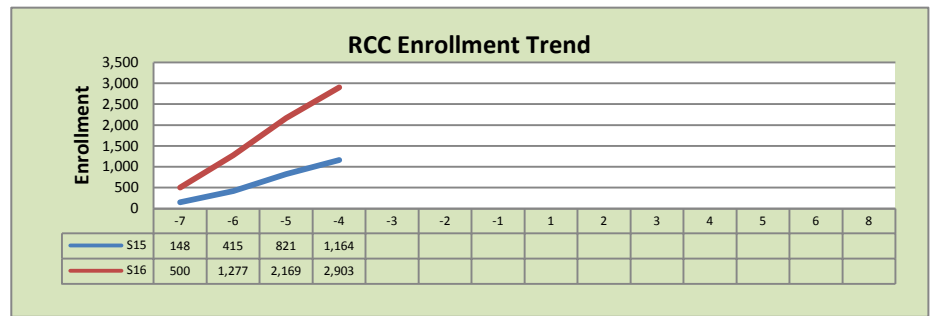
El Dorado Center			
	S15	S16	% Change
Undup Hdcnt	787	761	-3%
Total Sections	181	186	3%
FTE	33.073	36.245	10%
Fill Rate ₁		50%	
Productivity	400.3	329.39	-18%
FTEs	429	387	-10%



FLC Main			
	S15	S16	% Change
Undup Hdcnt	4,913	4,159	-15%
Total Sections	494	504	2%
FTE	106.635	107.276	1%
Fill Rate		68%	
Productivity	463.3	434.37	-6%
FTEs	1,600	1,509	-6%



Rancho Cordova Center			
	S15	S16	% Change
Undup Hdcnt	780	1,866	139%
Total Sections	86	161	87%
FTE ₂	15.386	30.267	97%
Fill Rate		54%	
Productivity	293.83	343.05	17%
FTEs	146	336	130%



FLC Enrollment Totals: Week -4

	S15	S16	% Change
Unduplicated Headcount	6,480	6,786	5%
Total Sections¹	761	851	12%
FTE¹	155.094	173.788	12%
Fill Rate		61%	
Productivity (WSCH/FTE)	433.05	396.57	-8%
FTEs ([WSCH*17]/525)	2,175	2,232	3%

Notes:

- ¹ Fill Rate does not include Work Experience (498/198) or Independent Study (495) sections.
- ² FTE added to RCC beginning in F14 to achieve Center status.

Open Enrollment started November 23. Semester starts January 16.