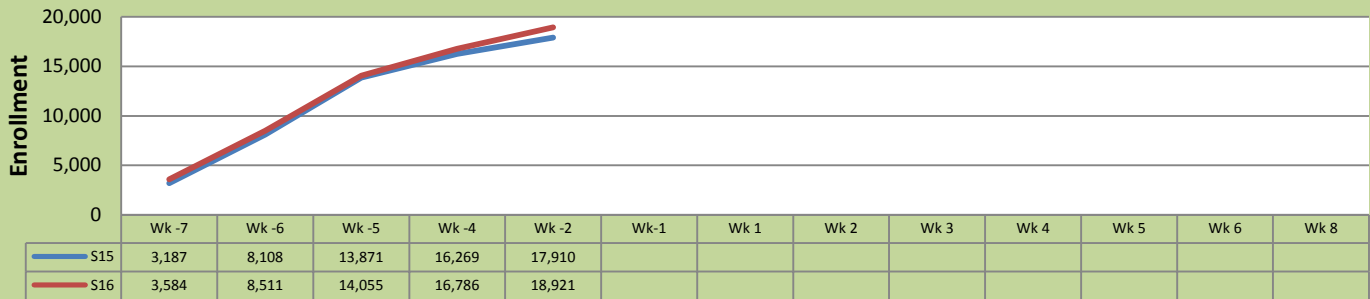


Spring 16 Weekly Enrollment Report

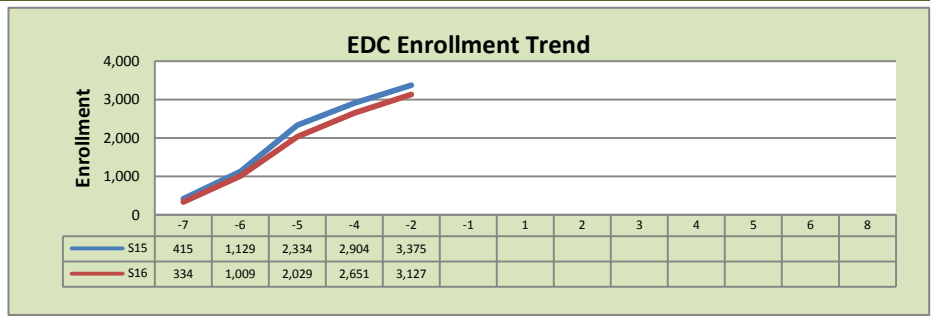
January 4, 2016 (Week -2)

Total Enrollment S15 and S16 for Week -2 % Change S15 - S16 = 5.6%

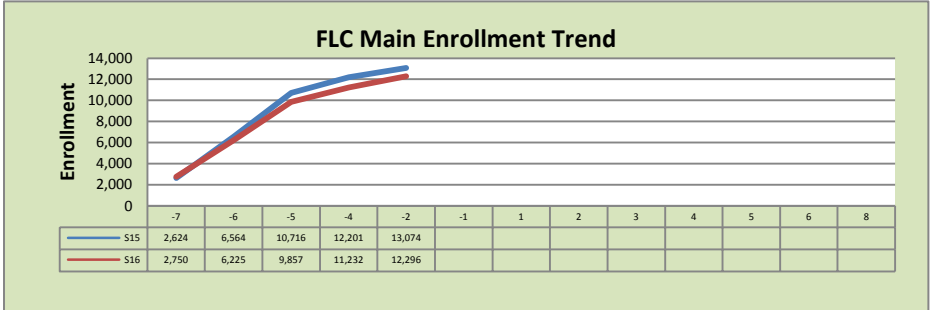


Enrollment by Site for Week -2

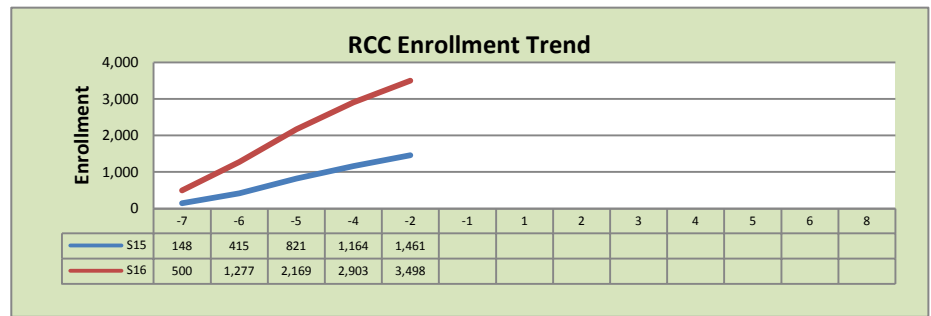
El Dorado Center			
	S15	S16	% Change
Undup Hdcnt	961	914	-5%
Total Sections	181	186	3%
FTE	33.073	36.245	10%
Fill Rate ₁		58%	
Productivity	453.53	377.72	-17%
FTEs	485	443	-9%



FLC Main			
	S15	S16	% Change
Undup Hdcnt	5,358	4,664	-13%
Total Sections	494	504	2%
FTE	106.235	107.276	1%
Fill Rate		74%	
Productivity	495.06	473.11	-4%
FTEs	1,703	1,643	-4%



Rancho Cordova Center			
	S15	S16	% Change
Undup Hdcnt	956	2,249	135%
Total Sections	86	161	87%
FTE ₂	15.386	30.267	97%
Fill Rate		65%	
Productivity	368.53	412.93	12%
FTEs	184	405	120%



FLC Enrollment Totals: Week -2

	S15	S16	% Change
Unduplicated Headcount	7,275	7,827	8%
Total Sections ¹	761	851	12%
FTE ¹	154.694	173.788	12%
Fill Rate		69%	
Productivity (WSCH/FTE)	473.6	442.73	-7%
FTEs ([WSCH*17]/525)	2,372	2,491	5%

Notes:

¹ Fill Rate does not include Work Experience (498/198) or Independent Study (495) sections.

² FTE added to RCC beginning in F14 to achieve Center status.

Open Enrollment started November 23. Semester starts January 16.