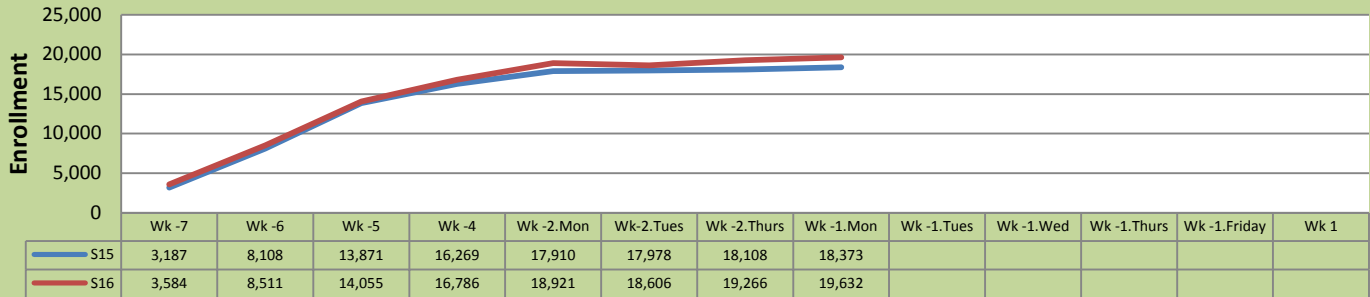


Spring 16 Weekly Enrollment Report

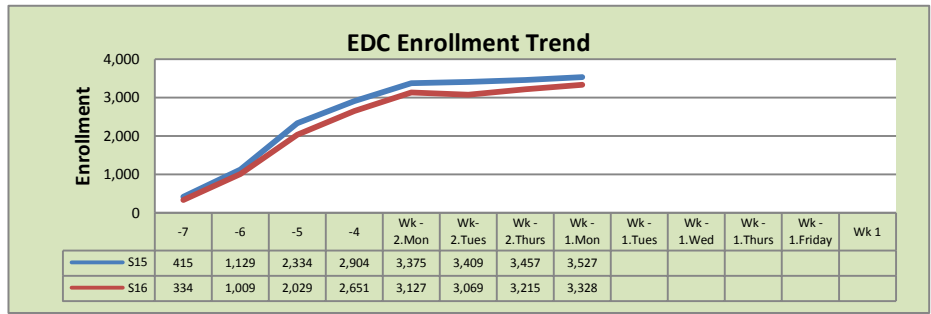
January 11, 2016 (Week -1)

Total Enrollment S15 and S16 for Week -1 % Change S15 - S16 = 6.9%

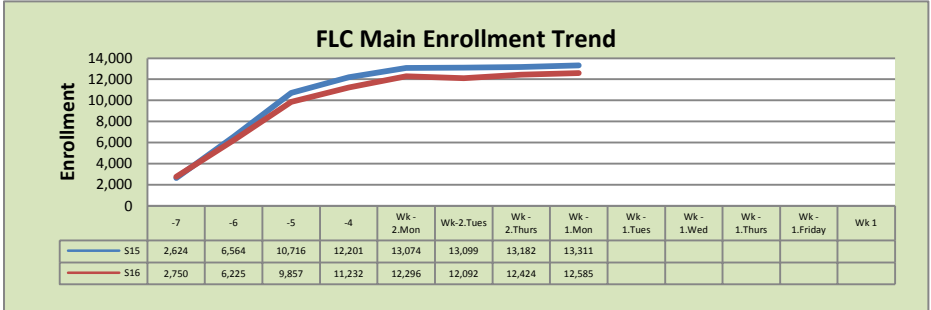


Enrollment by Site for Week -1

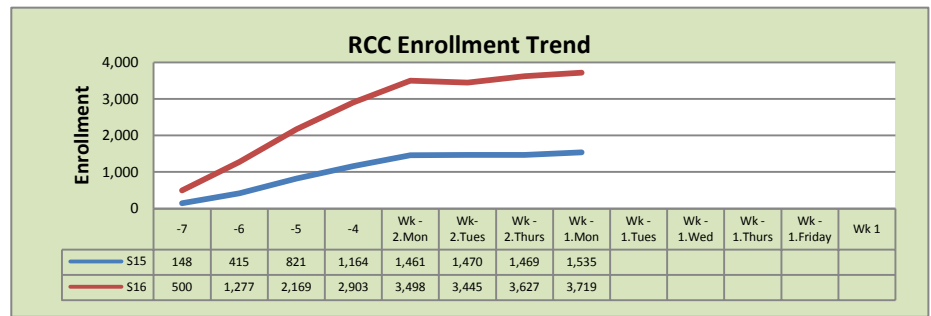
El Dorado Center			
	S15	S16	% Change
Undup Hdcnt	1,015	995	-2%
Total Sections	181	186	3%
FTE	33.073	36.045	9%
Fill Rate ₁		61%	
Productivity	469.21	401.38	-14%
FTEs	502	469	-7%



FLC Main			
	S15	S16	% Change
Undup Hdcnt	5,497	4,788	-13%
Total Sections	492	503	2%
FTE	105.752	107.276	1%
Fill Rate		76%	
Productivity	505.3	482.53	-5%
FTEs	1,730	1,675	-3%



Rancho Cordova Center			
	S15	S16	% Change
Undup Hdcnt	1,001	2,397	139%
Total Sections	85	161	89%
FTE ₂	15.186	30.067	98%
Fill Rate		69%	
Productivity	390.78	438.81	12%
FTEs	192	427	122%



FLC Enrollment Totals: Week -1

	S15	S16	% Change
Unduplicated Headcount	7,513	8,180	9%
Total Sections ¹	758	850	12%
FTE ¹	154.011	173.388	13%
Fill Rate		71%	
Productivity (WSCH/FTE)	486.26	457.96	-6%
FTEs ([WSCH*17]/525)	2,424	2,571	6%

Notes:

¹ Fill Rate does not include Work Experience (498/198) or Independent Study (495) sections.

² FTE added to RCC beginning in F14 to achieve Center status.

Open Enrollment started November 23. Semester starts January 16.