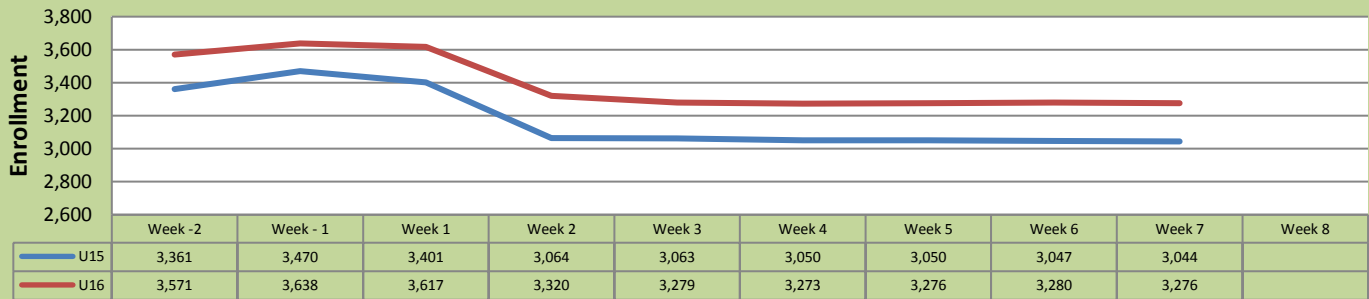


Summer 16 Weekly Enrollment Report

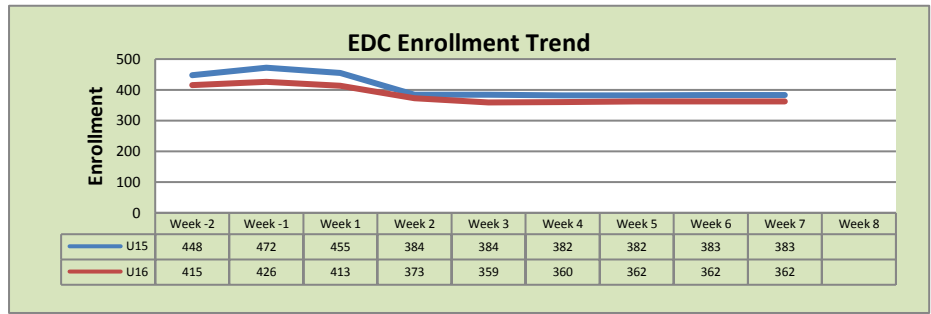
July 18, 2016: Week 7

Total Enrollment U15 and U16 % Change U15 - U16 = 7.6%

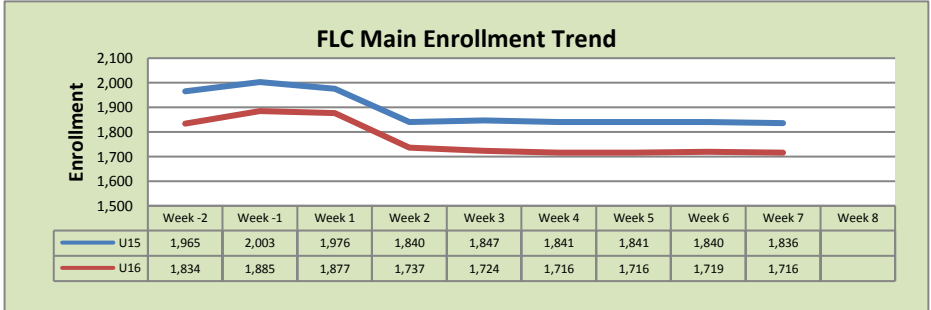


Enrollment by Site

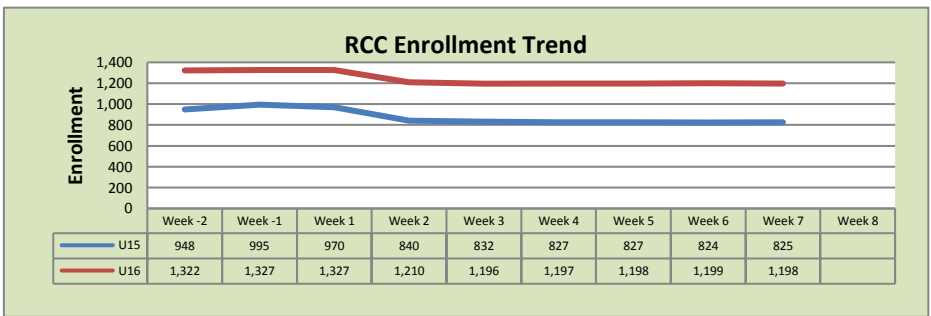
El Dorado Center			
	U15	U16	% Change
Undup Hdcnt	285	279	-2%
Total Sections	16	17	6%
FTE	3.283	4.050	23%
Fill Rate ₁		71%	
Productivity	418.9	368.35	-12%
FTEs	45	48	7%



FLC Main			
	U15	U16	% Change
Undup Hdcnt	1,438	1,323	-8%
Total Sections	85	89	5%
FTE	12.335	12.215	-1%
Fill Rate		84%	
Productivity	503.12	502.96	0%
FTEs	201	199	-1%



Rancho Cordova Center			
	U15	U16	% Change
Undup Hdcnt	726	1,059	46%
Total Sections	27	40	48%
FTE ₂	6.200	8.867	43%
Fill Rate		85%	
Productivity	461.57	464.94	1%
FTEs	92	133	45%



FLC Enrollment Totals

	U15	U16	% Change
Unduplicated Headcount	2,449	2,661	9%
Total Sections	128	146	14%
FTE	21.819	25.132	15%
Fill Rate		82%	
Productivity (WSCH/FTE)	478.64	467.85	-2%
FTEs ((WSCH*17)/525)	338	380	12%

Notes:

Fill Rate does not include Work Experience (498/198) or Independent Study (495) sections.

Enrollment started April 18. Semester starts June 6.