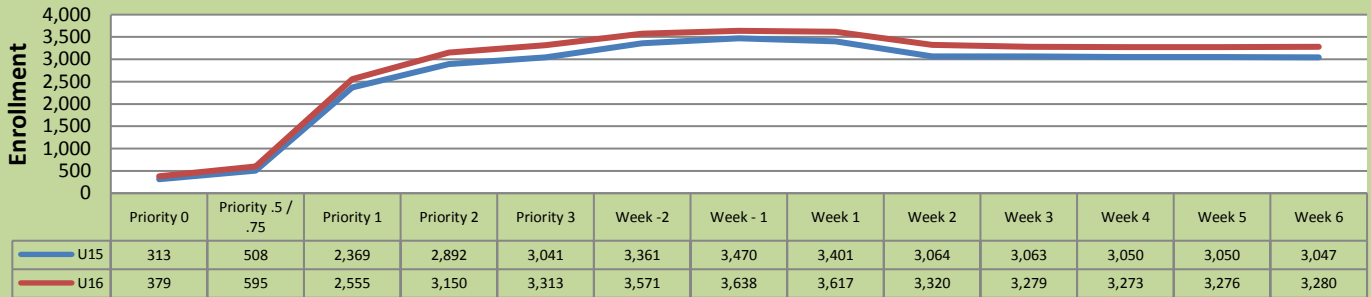


Summer 16 Weekly Enrollment Report

July 11, 2016: Week 6

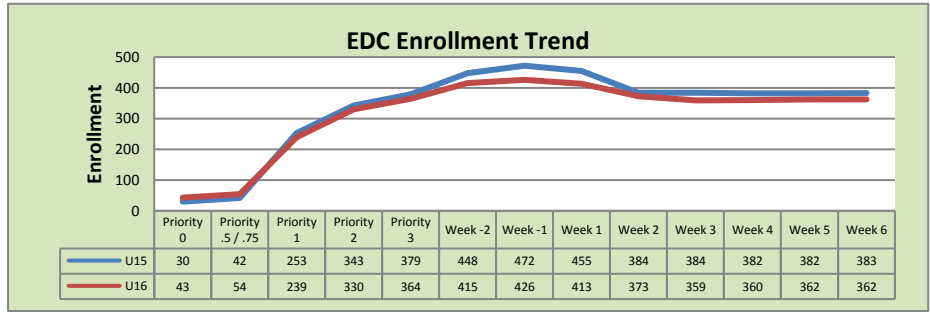
Total Enrollment U15 and U16 % Change U15 - U16 = 7.6%



Enrollment by Site

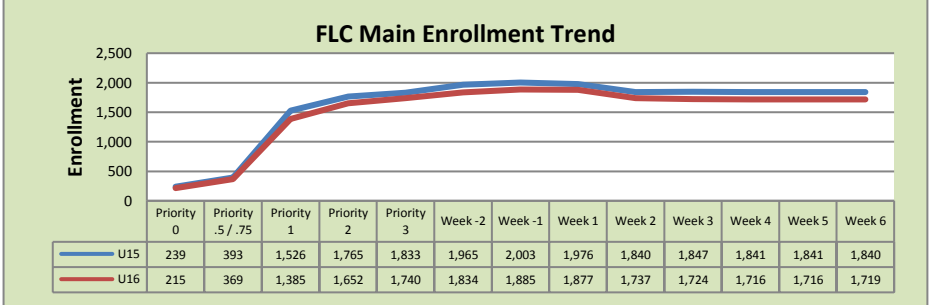
El Dorado Center

	U15	U16	% Change
Undup Hdcnt	285	279	-2%
Total Sections	16	17	6%
FTE	3.283	4.050	23%
Fill Rate ₁		71%	
Productivity	418.9	368.35	-12%
FTEs	45	48	7%



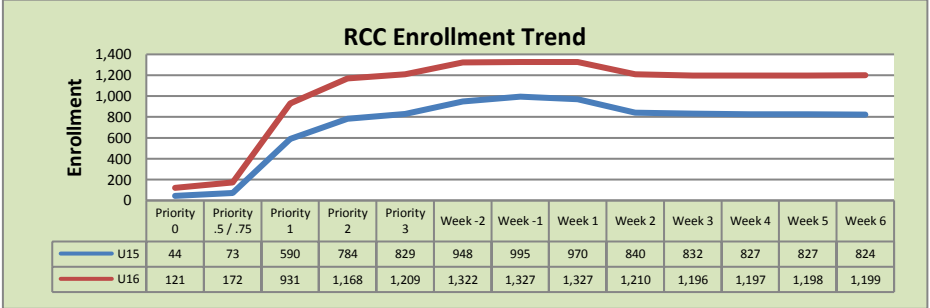
FLC Main

	U15	U16	% Change
Undup Hdcnt	1,442	1,326	-8%
Total Sections	85	89	5%
FTE	12.335	12.215	-1%
Fill Rate		85%	
Productivity	504.15	503.74	0%
FTEs	201	199	-1%



Rancho Cordova Center

	U15	U16	% Change
Undup Hdcnt	725	1,060	46%
Total Sections	27	40	48%
FTE ₂	6.200	8.867	43%
Fill Rate		85%	
Productivity	461.09	465.39	1%
FTEs	92	134	46%



FLC Enrollment Totals

	U15	U16	% Change
Unduplicated Headcount	2,452	2,665	9%
Total Sections	128	146	14%
FTE	21.819	25.132	15%
Fill Rate		17%	
Productivity (WSCH/FTE)	479.09	468.39	-2%
FTEs ([WSCH*17]/525)	338	381	13%

Notes:

Fill Rate does not include Work Experience (498/198) or Independent Study (495) sections.

Enrollment started April 18. Semester starts June 6.