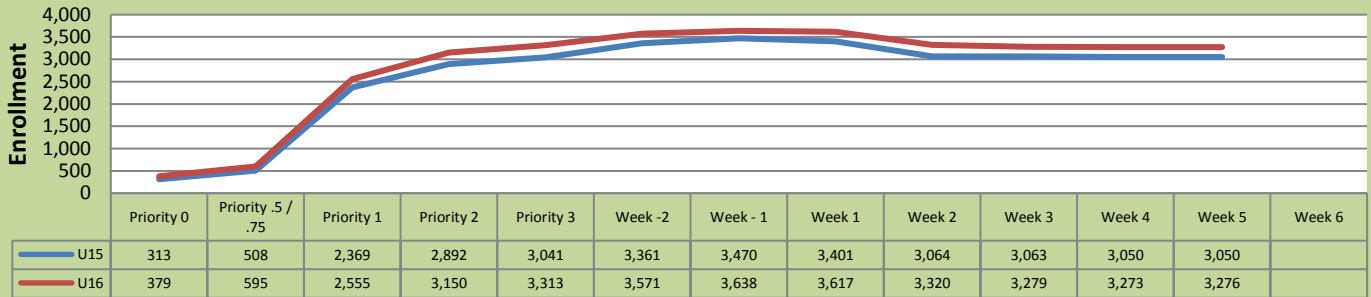


Summer 16 Weekly Enrollment Report

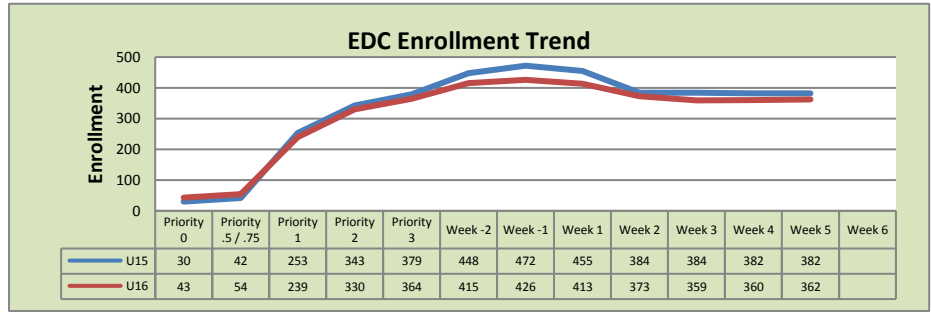
July 5, 2016: Week 5

Total Enrollment U15 and U16 % Change U15 - U16 = 7.4%

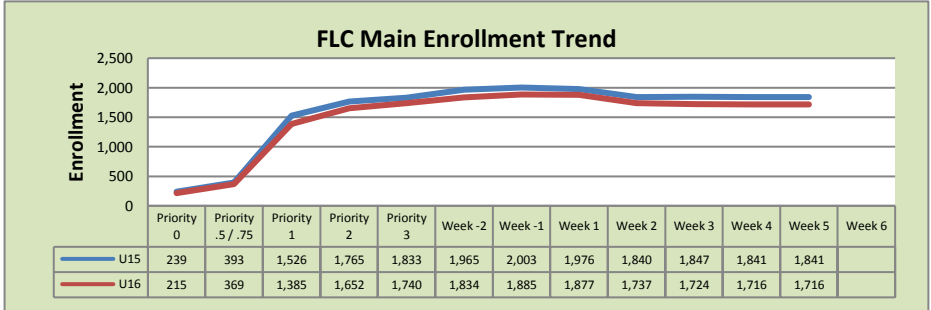


Enrollment by Site

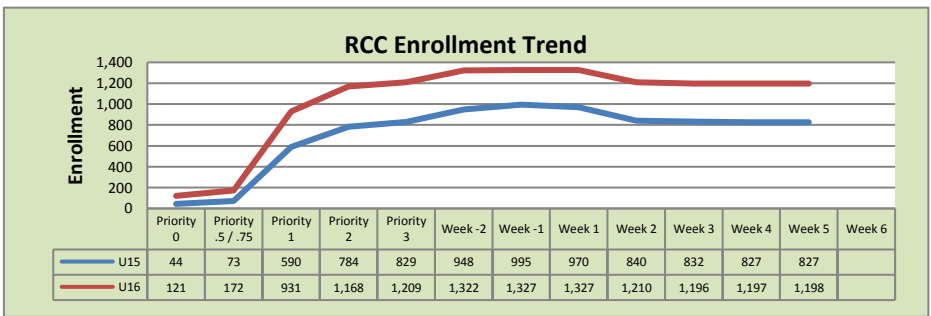
El Dorado Center			
	U15	U16	% Change
Undup Hdcnt	284	278	-2%
Total Sections	16	17	6%
FTE	3.283	4.050	23%
Fill Rate ₁		71%	
Productivity	417.27	368.35	-12%
FTEs	44	48	9%



FLC Main			
	U15	U16	% Change
Undup Hdcnt	1,443	1,324	-8%
Total Sections	85	89	5%
FTE	12.335	12.215	-1%
Fill Rate		84%	
Productivity	505.96	502.62	-1%
FTEs	202	199	-1%



Rancho Cordova Center			
	U15	U16	% Change
Undup Hdcnt	728	1,060	46%
Total Sections	27	40	48%
FTE ₂	6.200	8.867	43%
Fill Rate		85%	
Productivity	462.77	464.82	0%
FTEs	93	133	43%



FLC Enrollment Totals

	U15	U16	% Change
Unduplicated Headcount	2,455	2,662	8%
Total Sections	128	146	14%
FTE	21.819	25.132	15%
Fill Rate		82%	
Productivity (WSCH/FTE)	480.34	467.65	-3%
FTEs ([WSCH*17]/525)	339	380	12%

Notes:

Fill Rate does not include Work Experience (498/198) or Independent Study (495) sections.

Enrollment started April 18. Semester starts June 6.