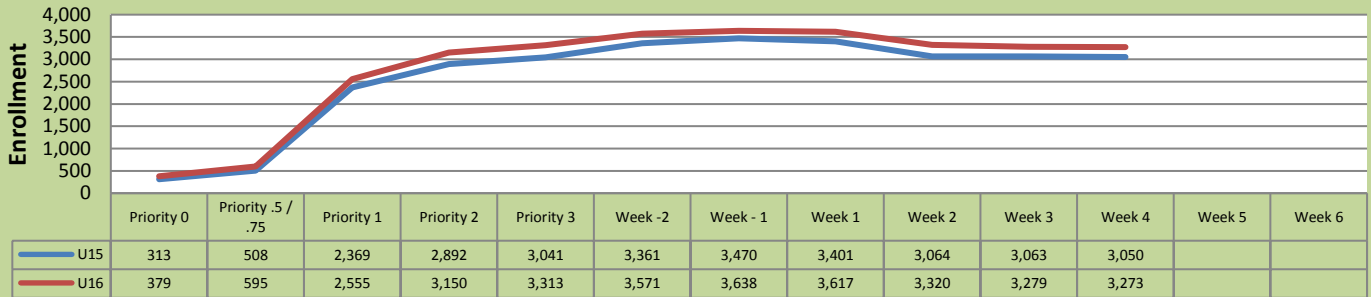


## Summer 16 Weekly Enrollment Report

June 27, 2016: Week 4

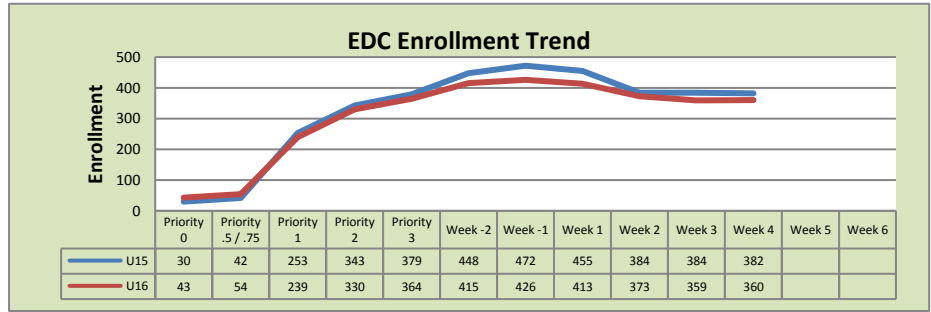
### Total Enrollment U15 and U16 % Change U15 - U16 = 7.3%



### Enrollment by Site

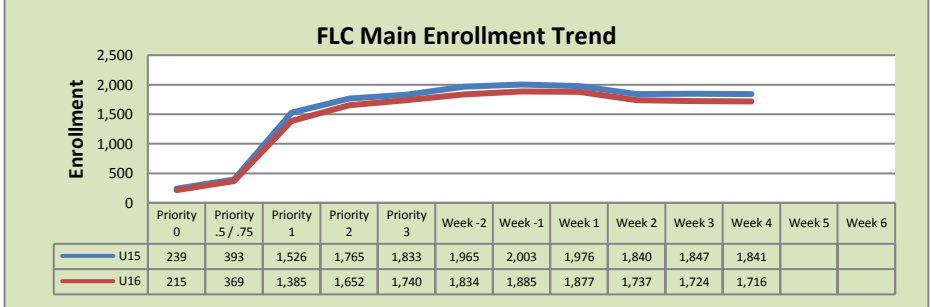
#### El Dorado Center

	U15	U16	% Change
Undup Hdcnt	284	277	-2%
Total Sections	16	17	6%
FTE	3.283	4.050	23%
Fill Rate <sub>1</sub>		71%	
Productivity	417.27	368.71	-12%
FTEs	44	48	9%



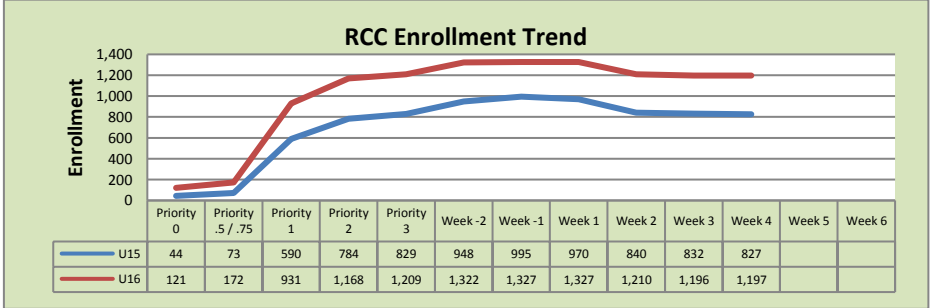
#### FLC Main

	U15	U16	% Change
Undup Hdcnt	1,442	1,324	-8%
Total Sections	85	89	5%
FTE	12.335	12.215	-1%
Fill Rate		84%	
Productivity	506.04	502.62	-1%
FTEs	202	199	-1%



#### Rancho Cordova Center

	U15	U16	% Change
Undup Hdcnt	728	1,059	45%
Total Sections	27	40	48%
FTE <sub>2</sub>	6.200	8.867	43%
Fill Rate		85%	
Productivity	462.4	465.19	1%
FTEs	93	134	44%



### FLC Enrollment Totals

	U15	U16	% Change
Unduplicated Headcount	2,454	2,660	8%
Total Sections	128	146	14%
FTE	21.819	25.132	15%
Fill Rate		85%	
Productivity (WSCH/FTE)	480.28	467.84	-3%
FTEs ([WSCH*17]/525)	339	381	12%

#### Notes:

Fill Rate does not include Work Experience (498/198) or Independent Study (495) sections.

Enrollment started April 18. Semester starts June 6.