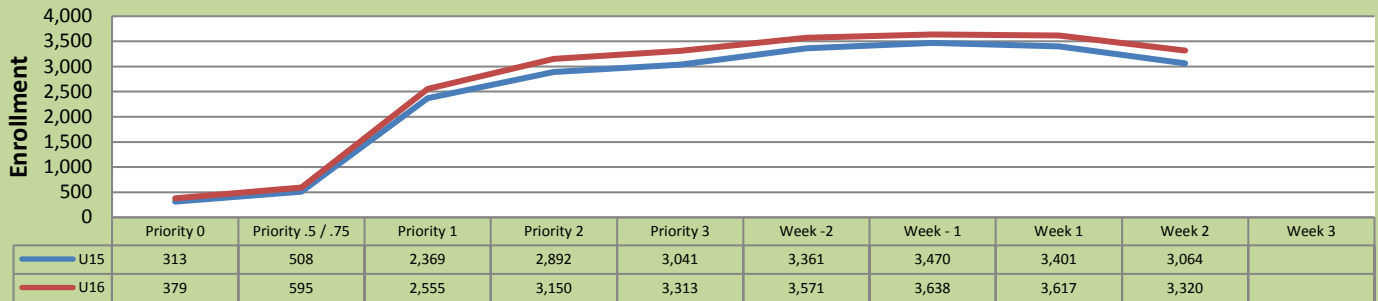


Summer 16 Weekly Enrollment Report

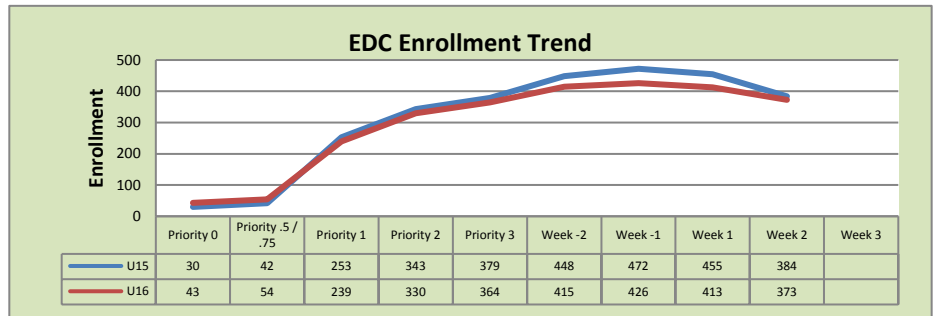
June 13, 2016: Week 2

Total Enrollment U15 and U16 % Change U15 - U16 = 8.36%

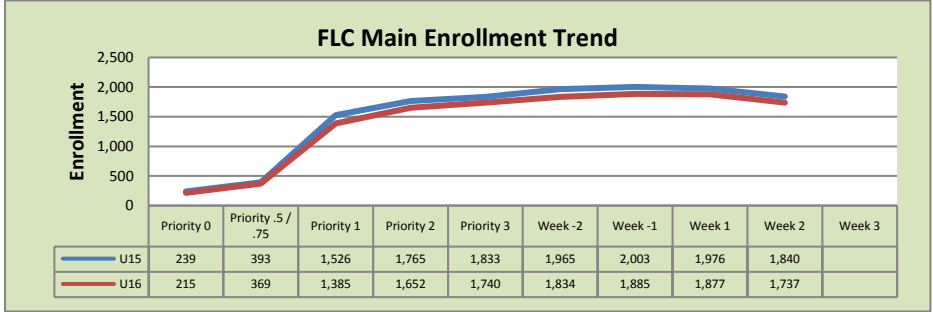


Enrollment by Site

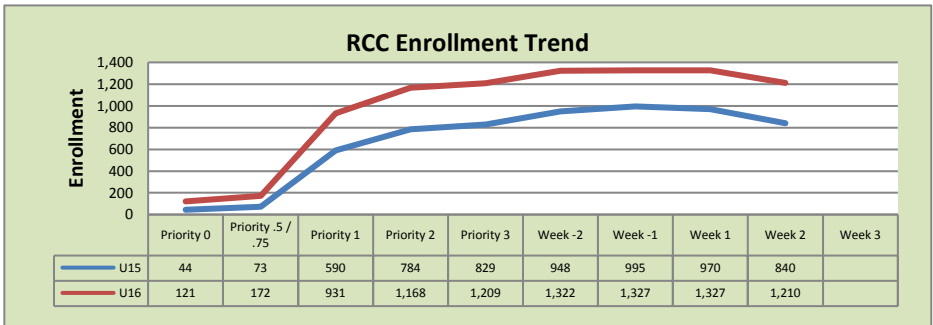
El Dorado Center			
	U15	U16	% Change
Undup Hdcnt	287	285	-1%
Total Sections	16	19	19%
FTE	3.283	4.450	36%
Fill Rate ₁		69%	
Productivity	420.61	349.29	-17%
FTEs	45	50	12%



FLC Main			
	U15	U16	% Change
Undup Hdcnt	1,428	1,332	-7%
Total Sections	86	90	5%
FTE	12.529	12.415	-1%
Fill Rate		85%	
Productivity	496.77	498.98	0%
FTEs	201	201	0%



Rancho Cordova Center			
	U15	U16	% Change
Undup Hdcnt	736	1,070	45%
Total Sections	27	40	48%
FTE ₂	6.000	8.867	48%
Fill Rate		86%	
Productivity	484.5	468.04	-3%
FTEs	94	134	43%



FLC Enrollment Totals

	U15	U16	% Change
Unduplicated Headcount	2,451	2,687	10%
Total Sections	129	149	16%
FTE	21.812	25.732	18%
Fill Rate		82%	
Productivity (WSCH/FTE)	481.93	462.43	-4%
FTEs ((WSCH*17)/525)	341	385	13%

Notes:

Fill Rate does not include Work Experience (498/198) or Independent Study (495) sections.

Enrollment started April 18. Semester starts June 6.