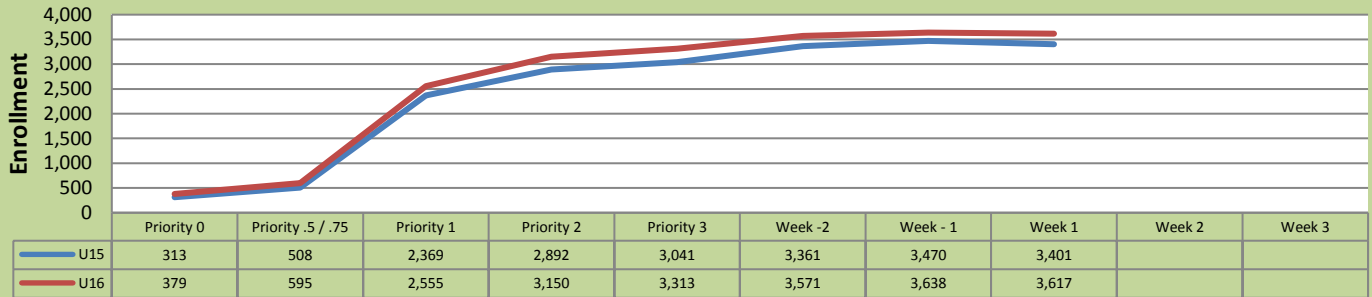


Summer 16 Weekly Enrollment Report

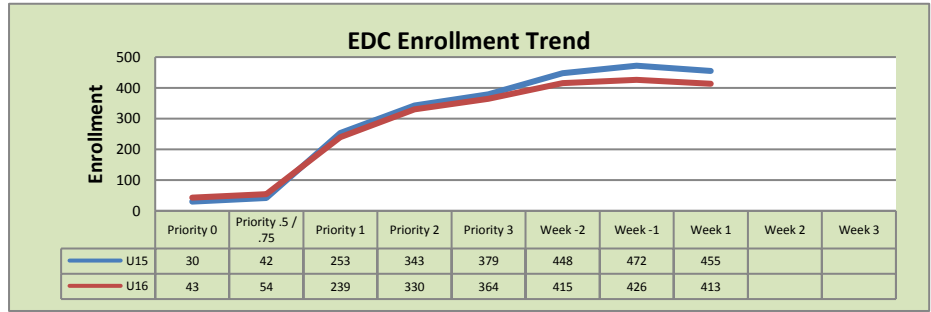
June 6, 2016: Week 1

Total Enrollment U15 and U16 % Change U15 - U16 = 6.4%

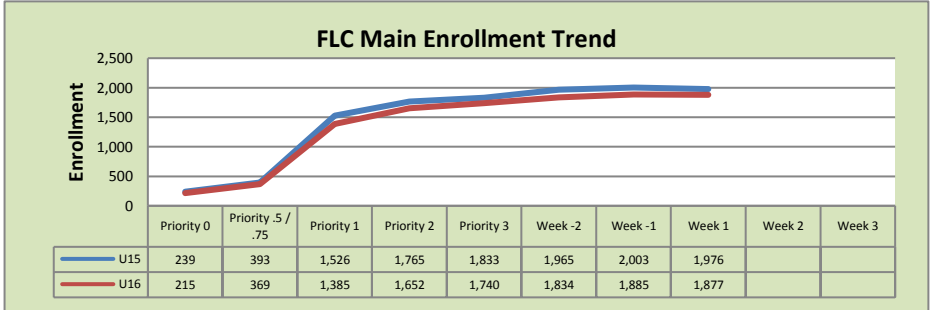


Enrollment by Site

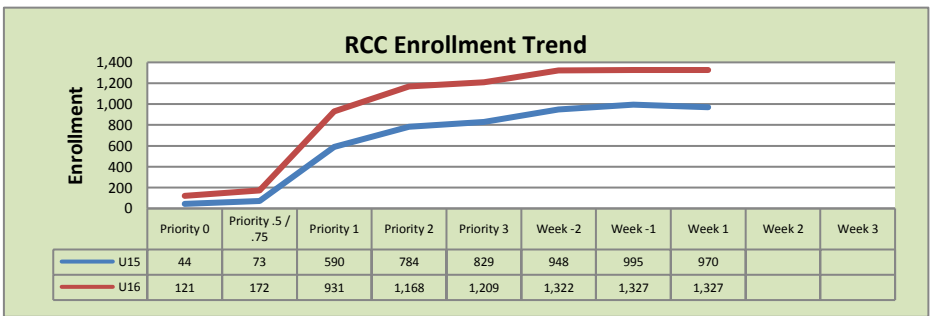
El Dorado Center			
	U15	U16	% Change
Undup Hdcnt	327	297	-9%
Total Sections	16	21	31%
FTE	3.283	4.850	48%
Fill Rate ₁		66%	
Productivity	494.15	342.5	-31%
FTEs	53	54	2%



FLC Main			
	U15	U16	% Change
Undup Hdcnt	1,508	1,417	-6%
Total Sections	85	88	4%
FTE	12.529	12.415	-1%
Fill Rate		88%	
Productivity	528.37	535.15	1%
FTEs	214	215	0%



Rancho Cordova Center			
	U15	U16	% Change
Undup Hdcnt	841	1,167	39%
Total Sections	27	40	48%
FTE ₂	6.200	8.867	43%
Fill Rate		92%	
Productivity	537.21	509.56	-5%
FTEs	108	146	35%



FLC Enrollment Totals

	U15	U16	% Change
Unduplicated Headcount	2,676	2,881	8%
Total Sections	128	149	16%
FTE	22.012	26.132	19%
Fill Rate		85%	
Productivity (WSCH/FTE)	525.76	490.71	-7%
FTEs ([WSCH*17]/525)	375	415	11%

Notes:

Fill Rate does not include Work Experience (498/198) or Independent Study (495) sections.

Enrollment started April 18. Semester starts June 6.