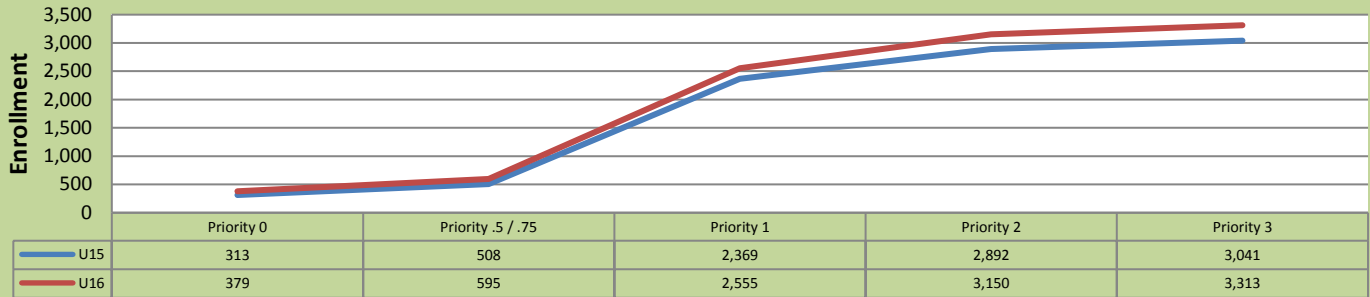


Summer 16 Enrollment Report by Priority Time Period

May 14, 2016: End of Priority 3

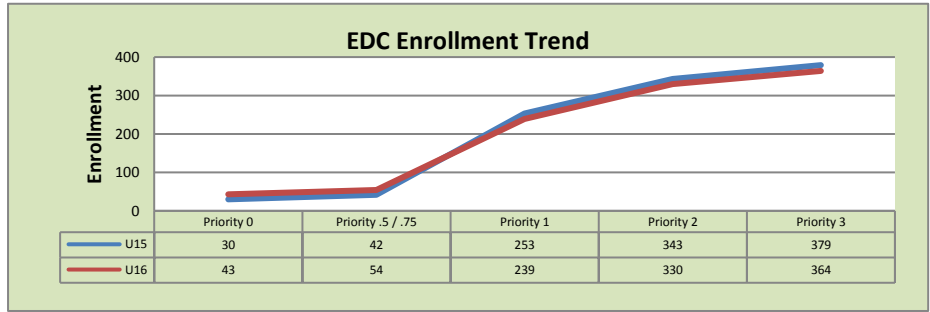
Total Enrollment U15 and U16 % Change U15 - U16 = 8.9%



Enrollment by Site

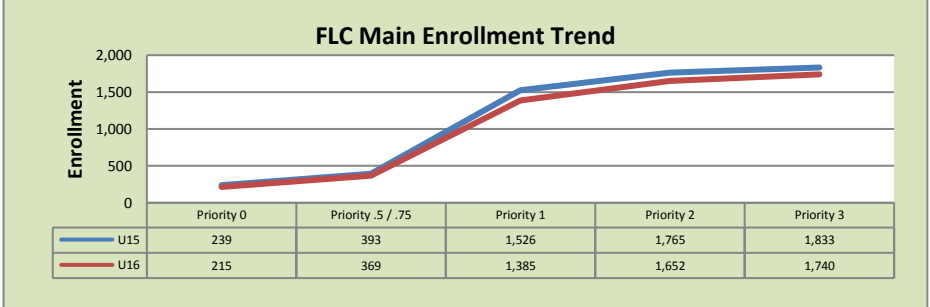
El Dorado Center

	U15	U16	% Change
Undup Hdcnt	262	257	-2%
Total Sections	16	23	44%
FTE	3.283	5.250	60%
Fill Rate ₁		52%	
Productivity	418.15	262.71	-37%
FTEs	44	45	2%



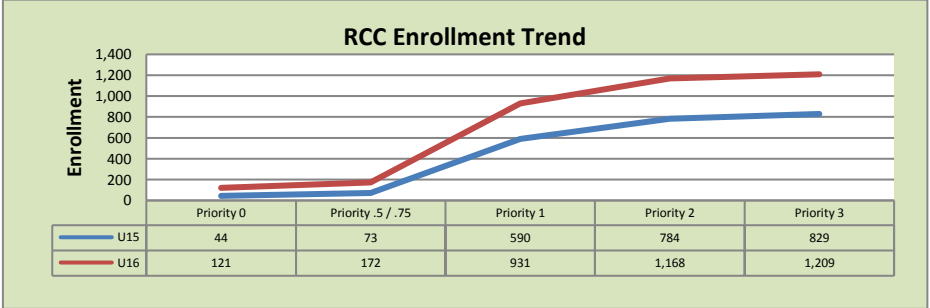
FLC Main

	U15	U16	% Change
Undup Hdcnt	1,370	1,289	-6%
Total Sections	85	88	4%
FTE	12.783	12.615	-1%
Fill Rate		85%	
Productivity	486.9	485.35	0%
FTEs	201	198	-1%



Rancho Cordova Center

	U15	U16	% Change
Undup Hdcnt	712	1,053	48%
Total Sections	26	44	69%
FTE ₂	6.000	9.733	62%
Fill Rate		77%	
Productivity	468.85	418.19	-11%
FTEs	92	132	43%



FLC Enrollment Totals

	U15	U16	% Change
Unduplicated Headcount	2,344	2,599	11%
Total Sections	127	155	22%
FTE	22.067	27.598	25%
Fill Rate		75%	
Productivity (WSCH/FTE)	471.76	419.31	-11%
FTEs ((WSCH*17)/525)	337	375	11%

Notes:

Fill Rate does not include Work Experience (498/198) or Independent Study (495) sections.

Enrollment started April 18. Semester starts June 6.