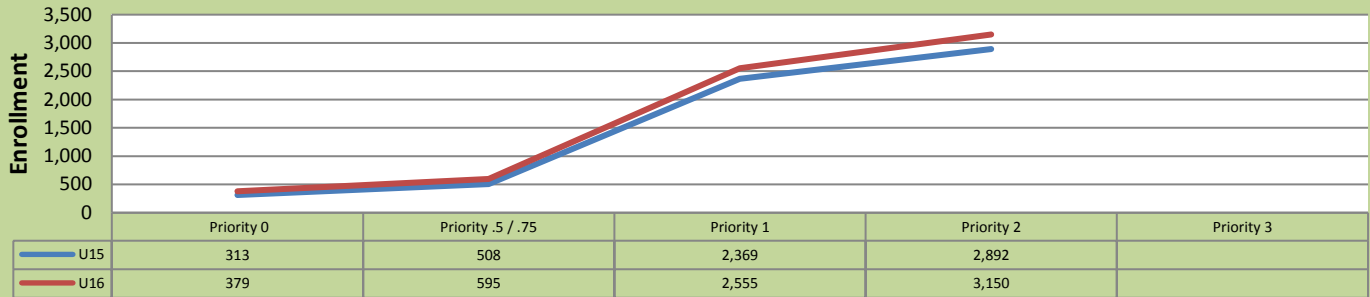


Summer 16 Enrollment Report by Priority Time Period

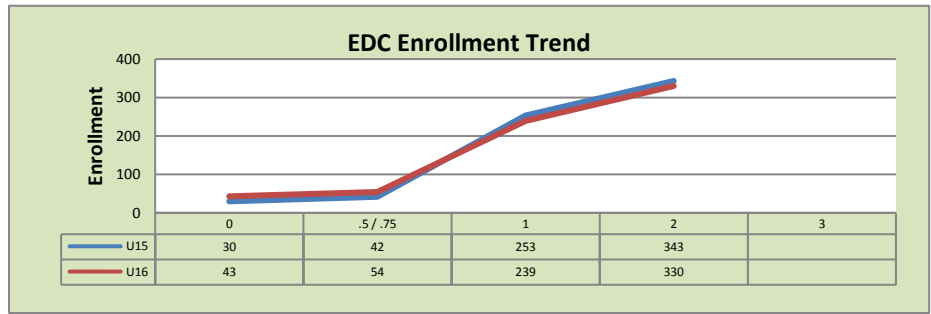
May 12, 2016: End of Priority 2

Total Enrollment U15 and U16 % Change U15 - U16 = 8.9%

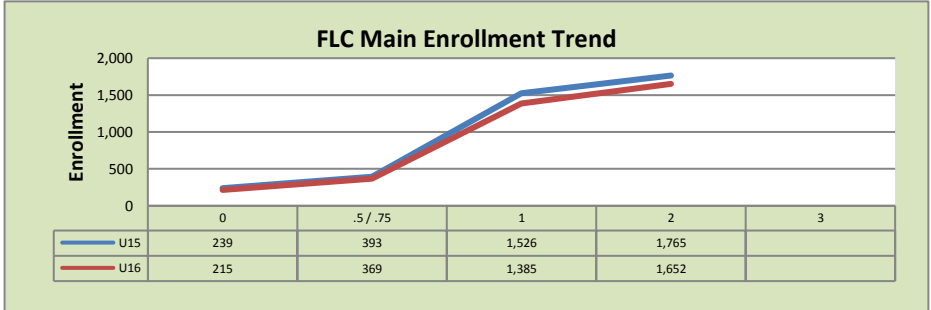


Enrollment by Site

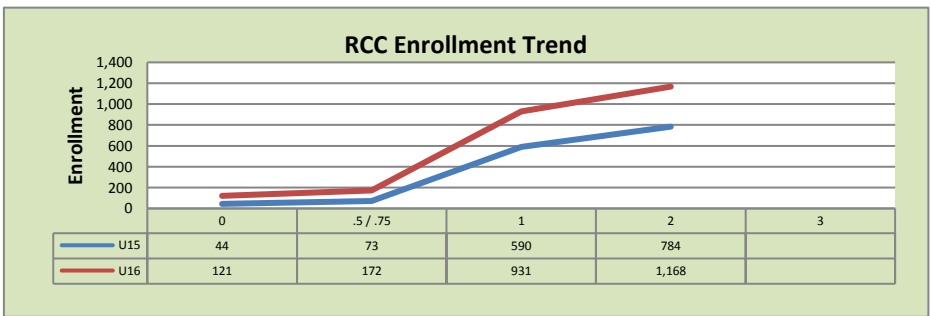
El Dorado Center			
	U15	U16	% Change
Undup Hdcnt	234	226	-3%
Total Sections	16	23	44%
FTE	3.283	5.250	60%
Fill Rate ₁		46%	
Productivity	379.76	237.4	-37%
FTEs	40	40	0%



FLC Main			
	U15	U16	% Change
Undup Hdcnt	1,314	1,211	-8%
Total Sections	85	88	4%
FTE	12.783	12.615	-1%
Fill Rate		81%	
Productivity	470.65	464.49	-1%
FTEs	195	190	-3%



Rancho Cordova Center			
	U15	U16	% Change
Undup Hdcnt	671	1,020	52%
Total Sections	26	44	69%
FTE ₂	6.000	9.733	62%
Fill Rate		73%	
Productivity	443.17	404.45	-9%
FTEs	86	127	48%



FLC Enrollment Totals

	U15	U16	% Change
Unduplicated Headcount	2,219	2,457	11%
Total Sections	127	155	22%
FTE	22.067	27.598	25%
Fill Rate		71%	
Productivity (WSCH/FTE)	449.66	400.12	-11%
FTEs ((WSCH*17)/525)	321	357	11%

Notes:

Fill Rate does not include Work Experience (498/198) or Independent Study (495) sections.

Enrollment started April 18. Semester starts June 6.