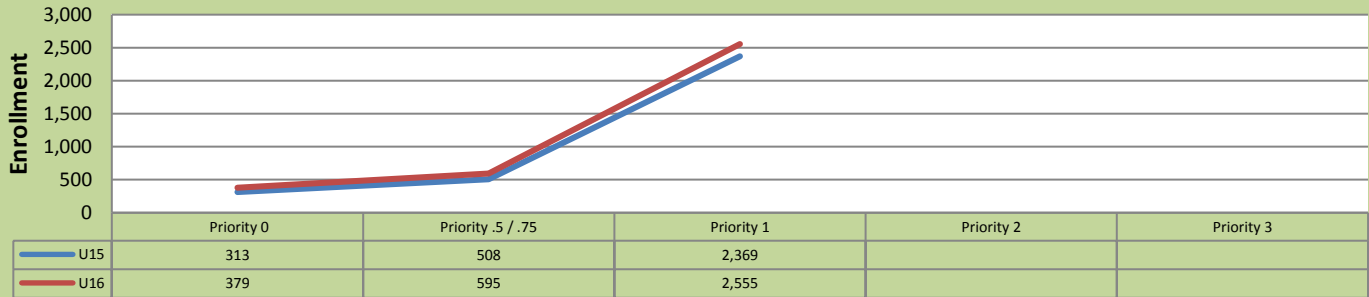


Summer 16 Enrollment Report by Priority Time Period

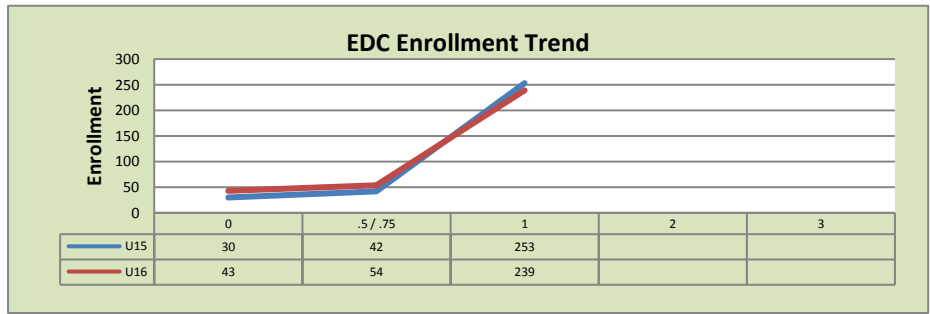
May 8, 2016: End of Priority 1

Total Enrollment U15 and U16 % Change U15 - U16 = 7.9%

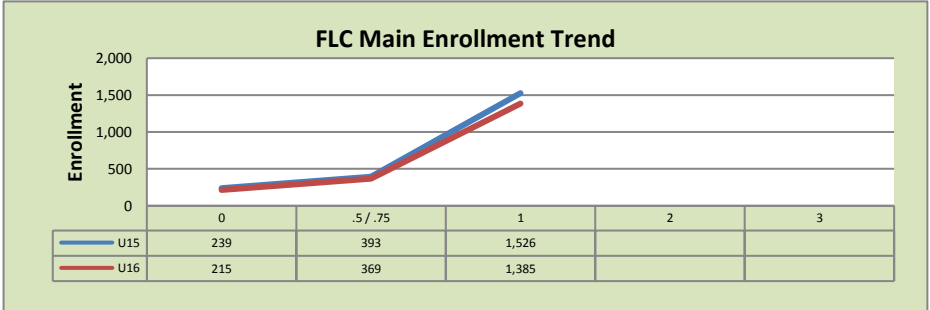


Enrollment by Site

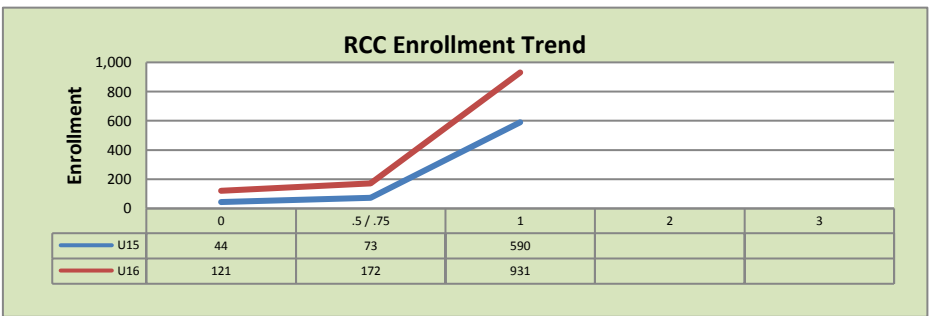
El Dorado Center			
	U15	U16	% Change
Undup Hdcnt	173	157	-9%
Total Sections	16	23	44%
FTE	3.283	5.250	60%
Fill Rate ₁		32%	
Productivity	282.27	168.15	-40%
FTEs	30	29	-3%



FLC Main			
	U15	U16	% Change
Undup Hdcnt	1,143	990	-13%
Total Sections	85	88	4%
FTE	12.783	12.615	-1%
Fill Rate		70%	
Productivity	411.43	397.83	-3%
FTEs	170	162	-5%



Rancho Cordova Center			
	U15	U16	% Change
Undup Hdcnt	509	810	59%
Total Sections	26	44	69%
FTE ₂	6	9.733	62%
Fill Rate		58%	
Productivity	337.22	325.74	-3%
FTEs	66	103	56%



FLC Enrollment Totals

	U15	U16	% Change
Unduplicated Headcount	1,825	1,957	7%
Total Sections¹	127	155	22%
FTE¹	22.067	27.598	25%
Fill Rate		58%	
Productivity (WSCH/FTE)	372.03	328.71	-12%
FTEs ((WSCH*17)/525)	266	294	11%

Notes:

¹ Fill Rate does not include Work Experience (498/198) or Independent Study (495) sections.

Enrollment started April 18. Semester starts June 6.