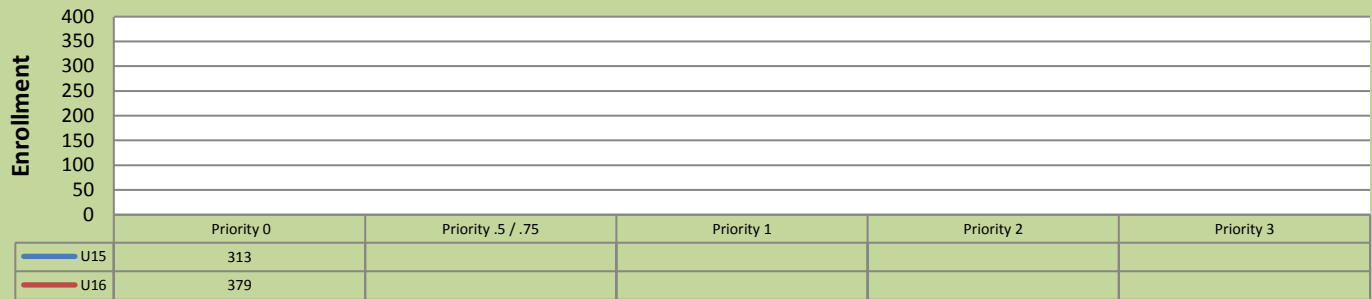


Summer 16 Enrollment Report by Priority Time Period

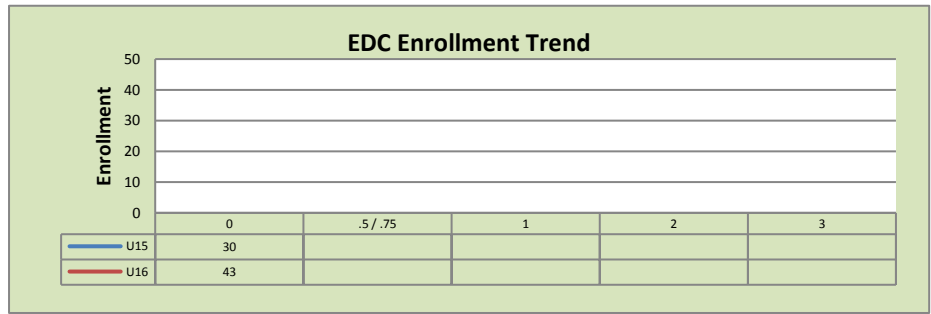
April 21, 2016: End of Priority 0

Total Enrollment U15 and U16 % Change U15 - U16 = 21.1%

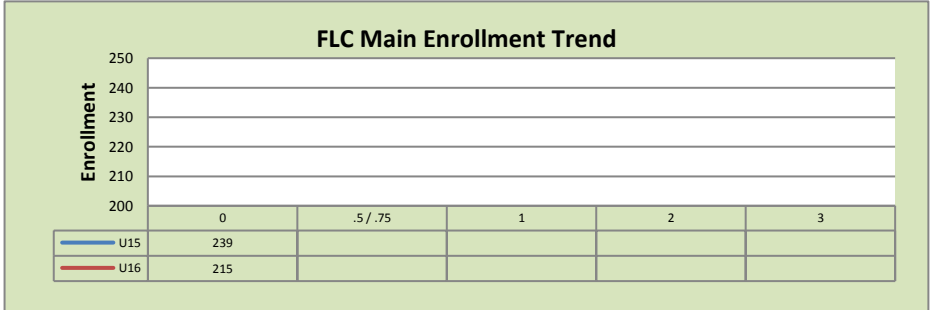


Enrollment by Site

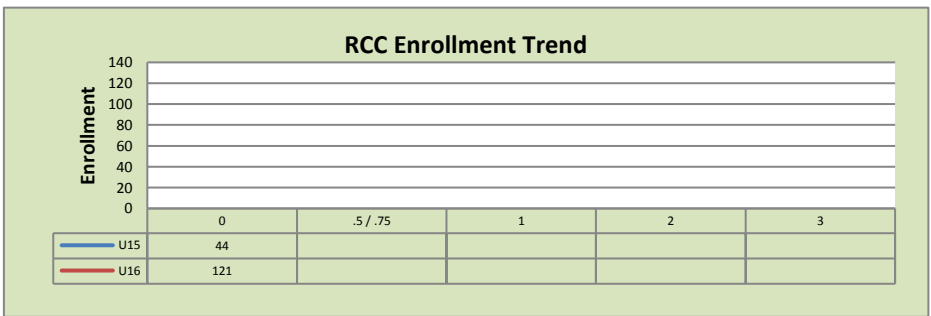
El Dorado Center			
	U15	U16	% Change
Undup Hdcnt	18	28	56%
Total Sections	16	23	44%
FTE	3.283	5.250	60%
Fill Rate ₁		6%	
Productivity	32.79	29.8	-9%
FTEs	3	5	46%



FLC Main			
	U15	U16	% Change
Undup Hdcnt	170	147	-14%
Total Sections	85	84	-1%
FTE	12.773	12.612	-1%
Fill Rate		11%	
Productivity	65.85	62.95	-4%
FTEs	27	26	-5%



Rancho Cordova Center			
	U15	U16	% Change
Undup Hdcnt	41	103	151%
Total Sections	26	44	69%
FTE ₂	6	9.733	62%
Fill Rate		7%	
Productivity	27.43	42.96	57%
FTEs	5	14	154%



FLC Enrollment Totals

	U15	U16	% Change
Unduplicated Headcount	229	278	21%
Total Sections ¹	127	151	19%
FTE ¹	22.057	27.598	25%
Fill Rate		9%	
Productivity (WSCH/FTE)	50.48	49.59	-2%
FTEs ([WSCH*17]/525)	36	44	23%

Notes:

¹ Fill Rate does not include Work Experience (498/198) or Independent Study (495) sections.

Enrollment started April 18. Semester starts June 6.