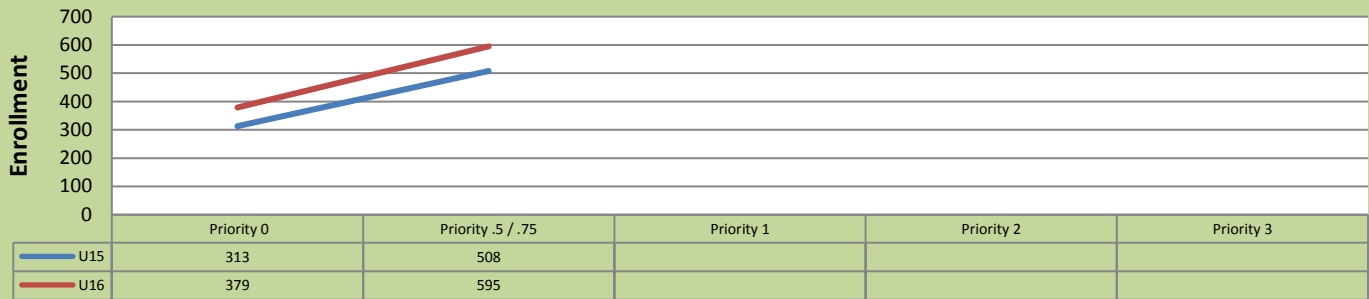


Summer 16 Enrollment Report by Priority Time Period

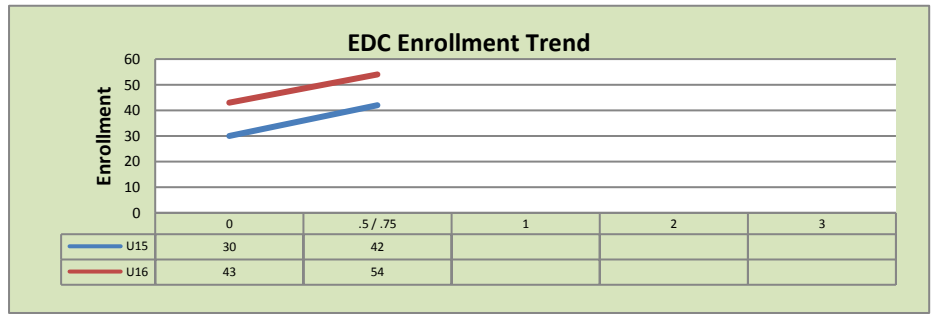
April 22, 2016: End of Priority 0.5 & 0.75

Total Enrollment U15 and U16 % Change U15 - U16 = 17.1%

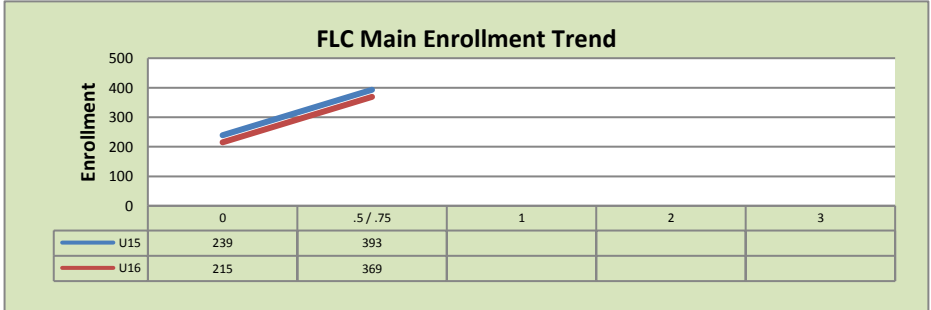


Enrollment by Site

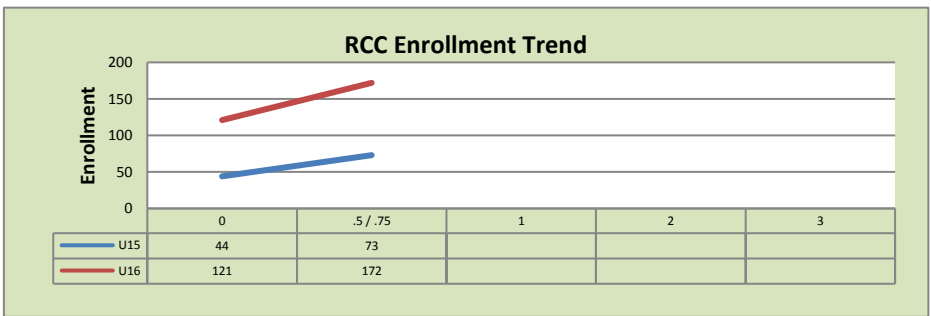
El Dorado Center			
	U15	U16	% Change
Undup Hdcnt	24	32	33%
Total Sections	16	23	44%
FTE	3.283	5.250	60%
Fill Rate ₁		7%	
Productivity	45.48	36.33	-20%
FTEs	5	6	20%



FLC Main			
	U15	U16	% Change
Undup Hdcnt	281	249	-11%
Total Sections	85	84	-1%
FTE	12.773	12.615	-1%
Fill Rate		18%	
Productivity	106.67	104.73	-2%
FTEs	44	43	-2%



Rancho Cordova Center			
	U15	U16	% Change
Undup Hdcnt	68	148	118%
Total Sections	26	44	69%
FTE ₂	6	9.733	62%
Fill Rate		11%	
Productivity	43.88	60.17	37%
FTEs	8	19	138%



FLC Enrollment Totals

	U15	U16	% Change
Unduplicated Headcount	373	429	15%
Total Sections ¹	127	151	19%
FTE ¹	22.057	27.598	25%
Fill Rate		13%	
Productivity (WSCH/FTE)	84.48	76	-10%
FTEs ((WSCH*17)/525)	57	68	19%

Notes:

¹ Fill Rate does not include Work Experience (498/198) or Independent Study (495) sections.

Enrollment started April 18. Semester starts June 6.