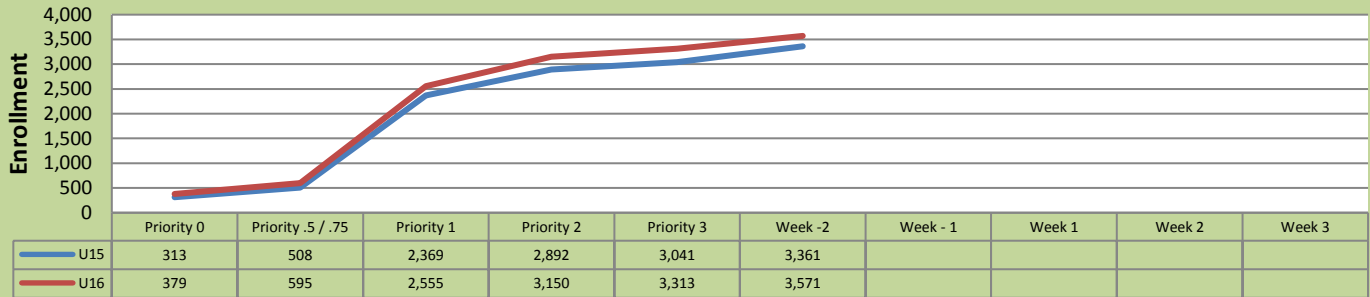


## Summer 16 Weekly Enrollment Report

May 23, 2016: Week -2

### Total Enrollment U15 and U16 % Change U15 - U16 = 6.2%

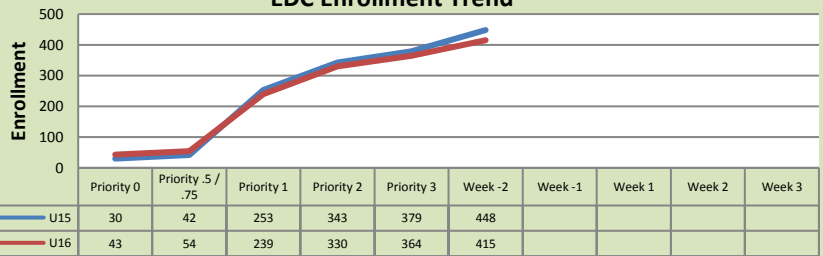


### Enrollment by Site

#### El Dorado Center

	U15	U16	% Change
Undup Hdcnt	316	292	-8%
Total Sections	16	23	44%
FTE	3.283	5.250	60%
Fill Rate <sub>1</sub>		57%	
Productivity	489.01	296.75	-39%
FTEs	52	50	-4%

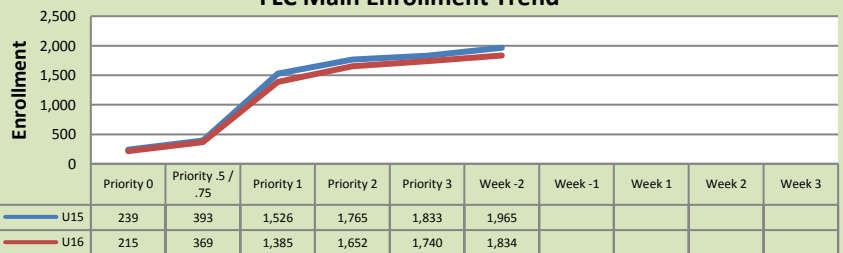
#### EDC Enrollment Trend



#### FLC Main

	U15	U16	% Change
Undup Hdcnt	1,494	1,371	-8%
Total Sections	85	88	4%
FTE	12.529	12.615	1%
Fill Rate		88%	
Productivity	527.3	514.5	-2%
FTEs	214	210	-2%

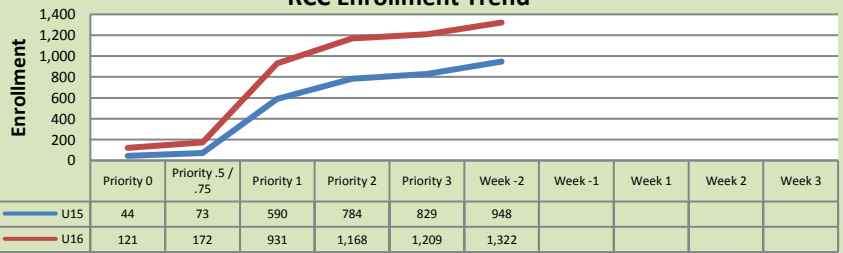
#### FLC Main Enrollment Trend



#### Rancho Cordova Center

	U15	U16	% Change
Undup Hdcnt	826	1,152	39%
Total Sections	27	44	63%
FTE <sub>2</sub>	6.200	9.733	57%
Fill Rate		84%	
Productivity	523.04	461.54	-12%
FTEs	105	146	39%

#### RCC Enrollment Trend



### FLC Enrollment Totals

	U15	U16	% Change
Unduplicated Headcount	2,636	2,815	7%
Total Sections	128	155	21%
FTE	22.012	27.598	25%
Fill Rate		80%	
Productivity (WSCH/FTE)	520.39	454.4	-13%
FTEs ([WSCH*17]/525)	371	406	9%

#### Notes:

Fill Rate does not include Work Experience (498/198) or Independent Study (495) sections.

Enrollment started April 18. Semester starts June 6.