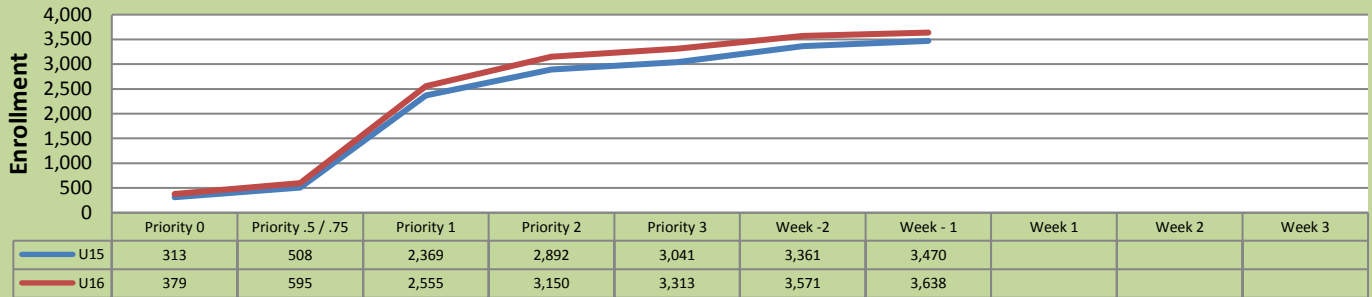


Summer 16 Weekly Enrollment Report

May 31, 2016: Week -1

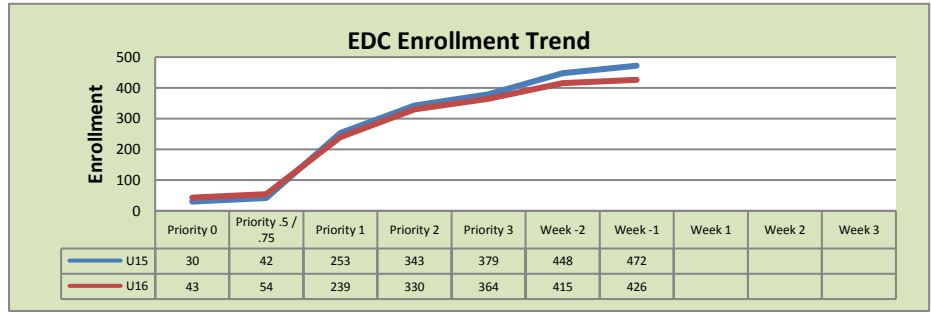
Total Enrollment U15 and U16 % Change U15 - U16 = 4.8%



Enrollment by Site

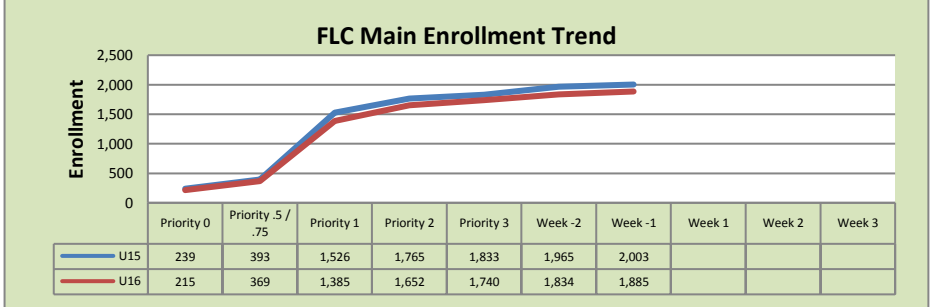
El Dorado Center

	U15	U16	% Change
Undup Hdcnt	335	300	-10%
Total Sections	16	23	44%
FTE	3.283	5.250	60%
Fill Rate ₁		58%	
Productivity	511.34	306.15	-40%
FTEs	54	52	-4%



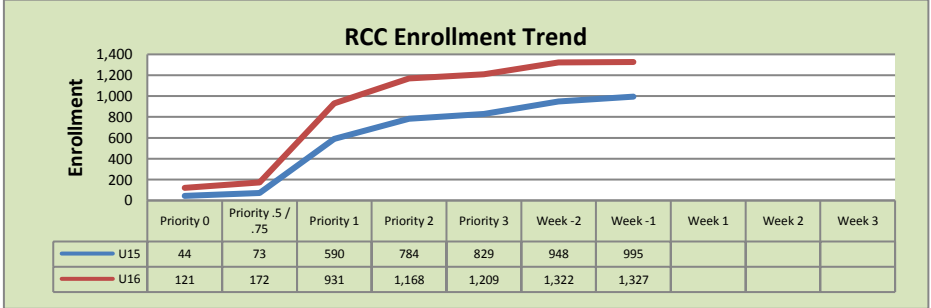
FLC Main

	U15	U16	% Change
Undup Hdcnt	1,521	1,417	-7%
Total Sections	85	89	5%
FTE	12.529	12.615	1%
Fill Rate		87%	
Productivity	536.22	527.52	-2%
FTEs	218	215	-1%



Rancho Cordova Center

	U15	U16	% Change
Undup Hdcnt	863	1,168	35%
Total Sections	27	41	52%
FTE ₂	6.200	9.067	46%
Fill Rate		90%	
Productivity	552.13	497.36	-10%
FTEs	111	146	32%



FLC Enrollment Totals

	U15	U16	% Change
Unduplicated Headcount	2,719	2,885	6%
Total Sections	128	153	20%
FTE	22.012	26.932	22%
Fill Rate		82%	
Productivity (WSCH/FTE)	536.99	474.21	-12%
FTEs ([WSCH*17]/525)	383	413	8%

Notes:

Fill Rate does not include Work Experience (498/198) or Independent Study (495) sections.

Enrollment started April 18. Semester starts June 6.