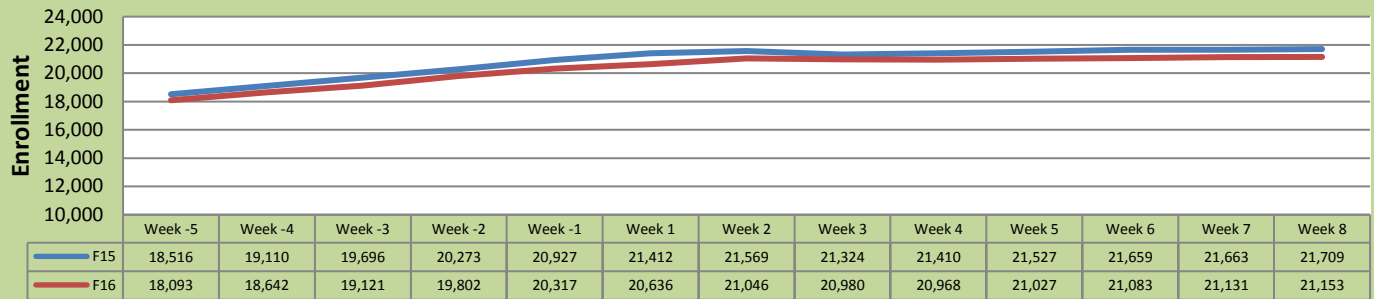


Fall 16 Weekly Enrollment Report

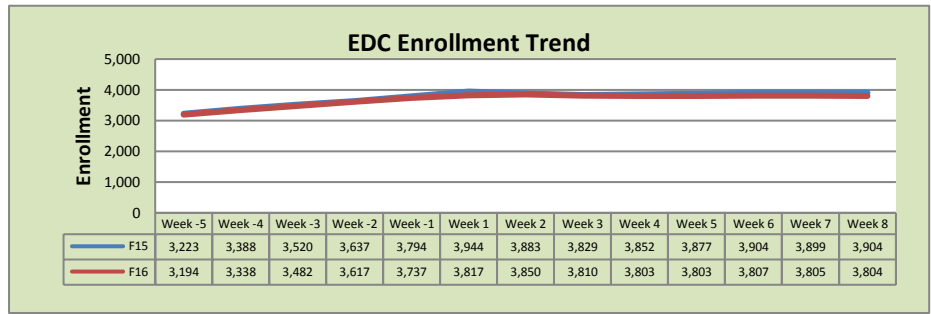
October 10, 2016: Week 8

Total Enrollment F15 and F16 % Change F15 - F16 = -2.6%

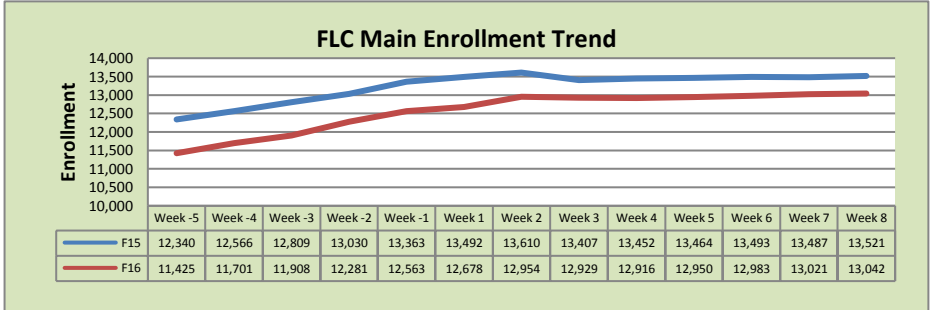


Enrollment by Site

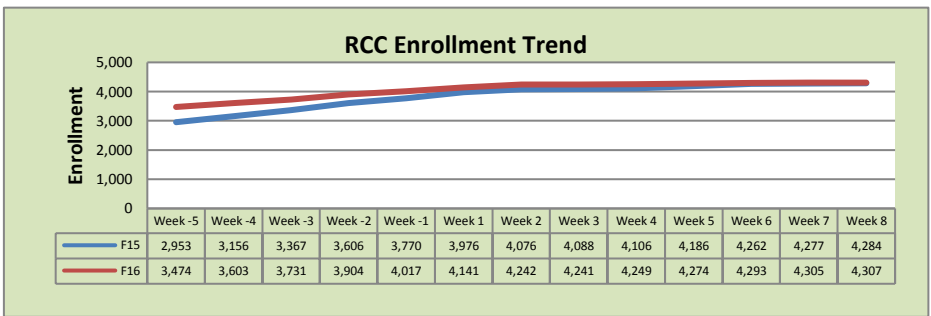
El Dorado Center			
	F15	F16	% Change
Undup Hdcnt	1,161	1,098	-5%
Total Sections	178	168	-6%
FTE	34.360	34.205	0%
Fill Rate ₁	70%	76%	6%
Productivity	467.00	478.68	3%
FTEs	521	530	2%



FLC Main			
	F15	F16	% Change
Undup Hdcnt	5,080	4,960	-2%
Total Sections	480	489	2%
FTE	104.519	101.819	-3%
Fill Rate	82%	82%	0%
Productivity	523.00	527.49	1%
FTEs	1,776	1,739	-2%



Rancho Cordova Center			
	F15	F16	% Change
Undup Hdcnt	2,661	2,650	0%
Total Sections	154	152	-1%
FTE ₂	28.537	28.928	1%
Fill Rate	80%	84%	4%
Productivity	530.00	530.28	0%
FTEs	480	497	4%



FLC Enrollment Totals

	F15	F16	% Change
Unduplicated Headcount	8,902	8,708	-2%
Total Sections	812	809	0%
FTE	167.416	164.952	-1%
Fill Rate	79%	81%	2%
Productivity (WSCH/FTE)	513.00	517.86	1%
FTEs ((WSCH*17)/525)	2,777	2,766	0%

Notes:

Fill Rate does not include Work Experience (498/198) or Independent Study (495) sections.

Enrollment started April 18. Semester starts August 20.