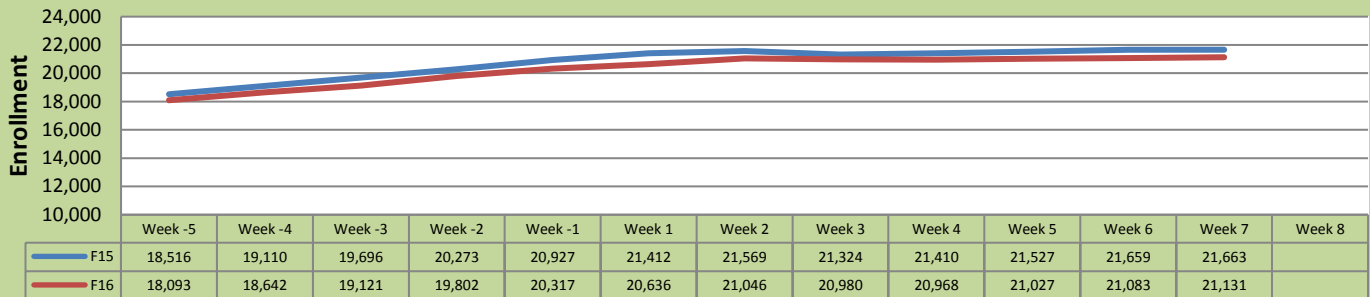


## Fall 16 Weekly Enrollment Report

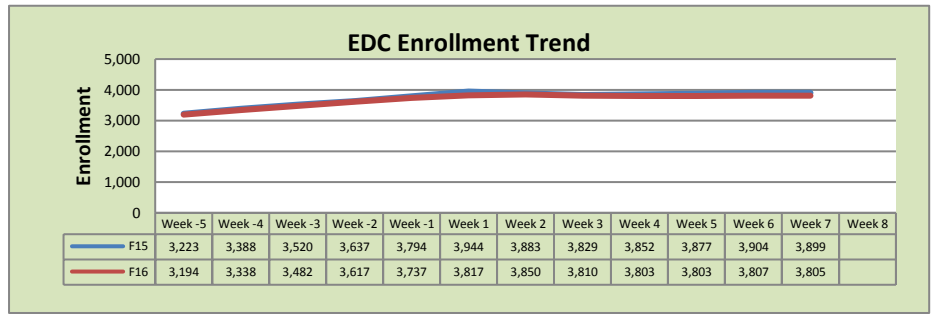
October 3, 2016: Week 7

### Total Enrollment F15 and F16 % Change F15 - F16 = -2.5%

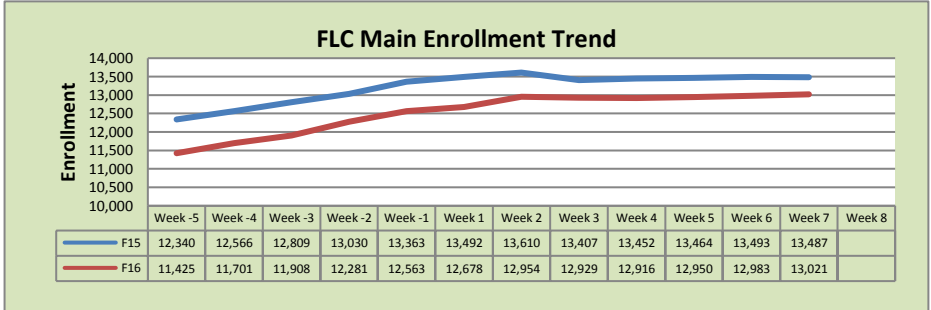


### Enrollment by Site

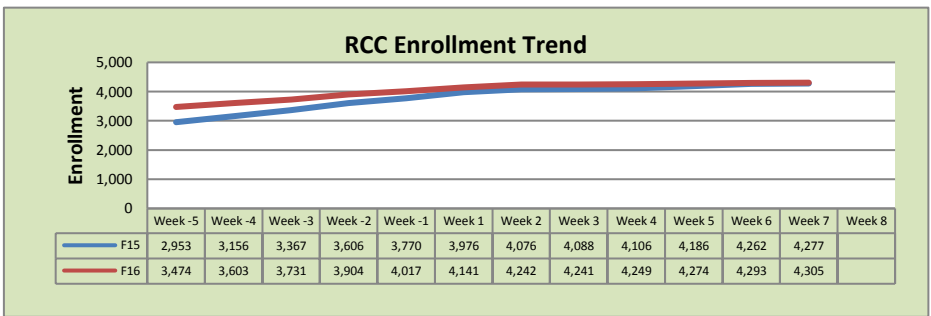
El Dorado Center			
	F15	F16	% Change
Undup Hdcnt	1,163	1,098	-6%
Total Sections	178	168	-6%
FTE	34.36	34.205	0%
Fill Rate <sub>1</sub>	70%	75%	5%
Productivity	467.00	478.92	3%
FTEs	521	530	2%



FLC Main			
	F15	F16	% Change
Undup Hdcnt	5,074	4,962	-2%
Total Sections	479	490	2%
FTE	104.519	101.736	-3%
Fill Rate	82%	81%	-1%
Productivity	523.00	527.68	1%
FTEs	1,776	1,738	-2%



Rancho Cordova Center			
	F15	F16	% Change
Undup Hdcnt	2,661	2,648	0%
Total Sections	155	152	-2%
FTE <sub>2</sub>	28.537	29.128	2%
Fill Rate	79%	83%	4%
Productivity	530.00	526.44	-1%
FTEs	480	497	4%



### FLC Enrollment Totals

	F15	F16	% Change
Unduplicated Headcount	8,898	8,708	-2%
Total Sections	813	810	0%
FTE	167.416	165.069	-1%
Fill Rate	79%	80%	1%
Productivity (WSCH/FTE)	513.00	517.36	1%
FTEs ((WSCH*17)/525)	2,777	2,765	0%

#### Notes:

Fill Rate does not include Work Experience (498/198) or Independent Study (495) sections.

Enrollment started April 18. Semester starts August 20.