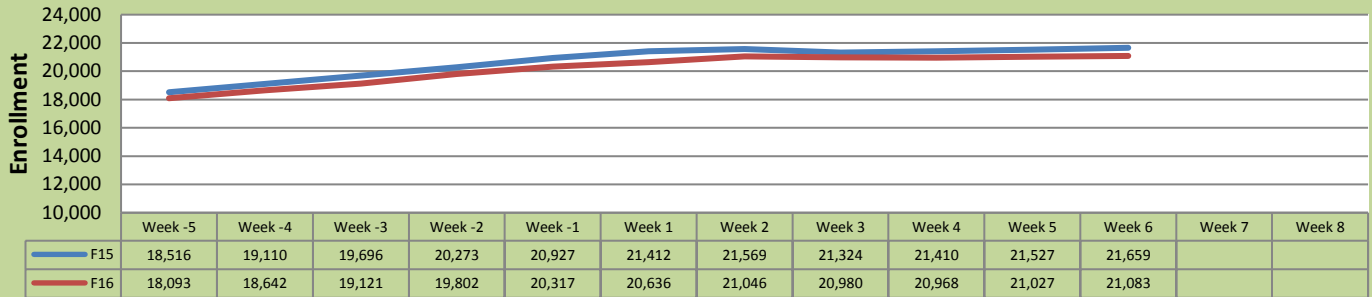


Fall 16 Weekly Enrollment Report

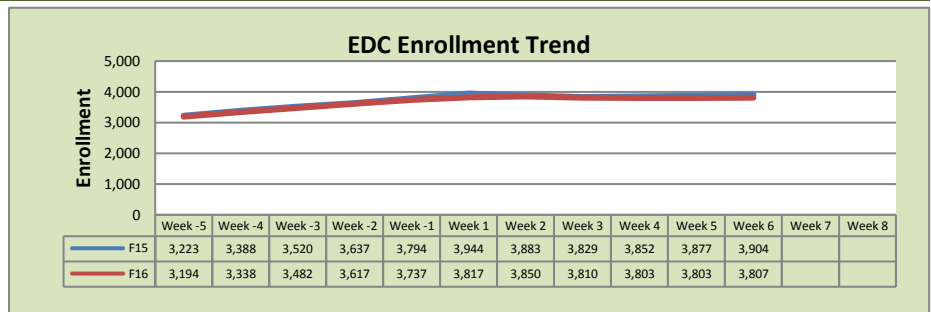
September 26, 2016: Week 6

Total Enrollment F15 and F16 % Change F15 - F16 = -2.7%

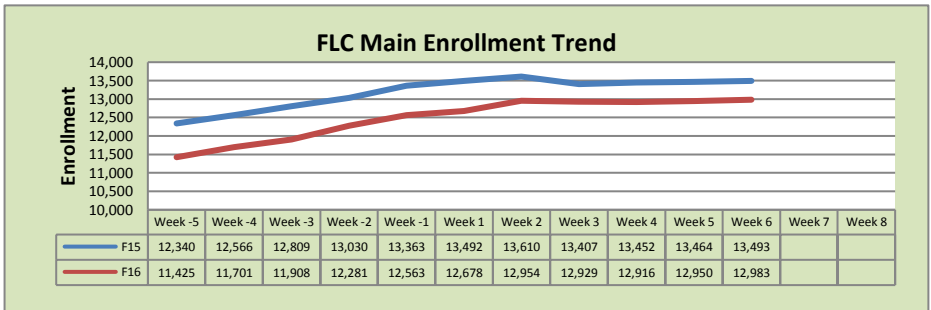


Enrollment by Site

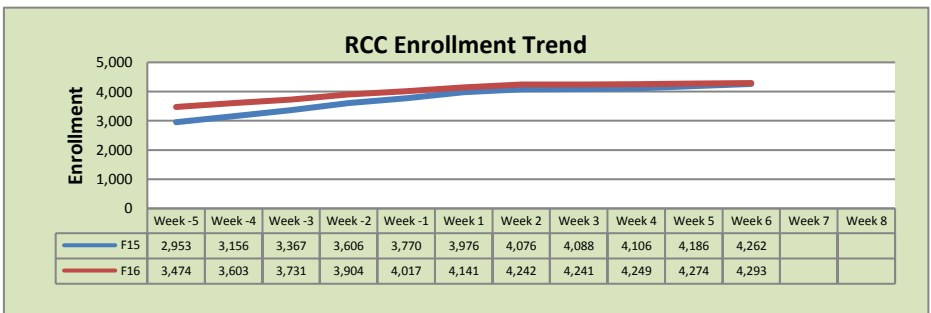
El Dorado Center			
	F15	F16	% Change
Undup Hdcnt	1,161	1,099	-5%
Total Sections	178	168	-6%
FTE	34.427	34.213	-1%
Fill Rate ₁	70%	76%	6%
Productivity	467.00	479.17	3%
FTEs	521	531	2%



FLC Main			
	F15	F16	% Change
Undup Hdcnt	5,078	4,962	-2%
Total Sections	479	490	2%
FTE	104.586	101.665	-3%
Fill Rate	82%	81%	-1%
Productivity	523.00	527.38	1%
FTEs	1,775	1,736	-2%



Rancho Cordova Center			
	F15	F16	% Change
Undup Hdcnt	2,648	2,640	0%
Total Sections	155	152	-2%
FTE ₂	28.770	29.128	1%
Fill Rate	79%	84%	5%
Productivity	528.00	524.97	-1%
FTEs	478	495	4%



FLC Enrollment Totals

	F15	F16	% Change
Unduplicated Headcount	8,887	8,701	-2%
Total Sections	812	810	0%
FTE	167.782	165.007	-2%
Fill Rate	79%	80%	1%
Productivity (WSCH/FTE)	512.00	516.96	1%
FTEs ((WSCH*17)/525)	2,774	2,762	0%

Notes:

Fill Rate does not include Work Experience (498/198) or Independent Study (495) sections.

Enrollment started April 18. Semester starts August 20.