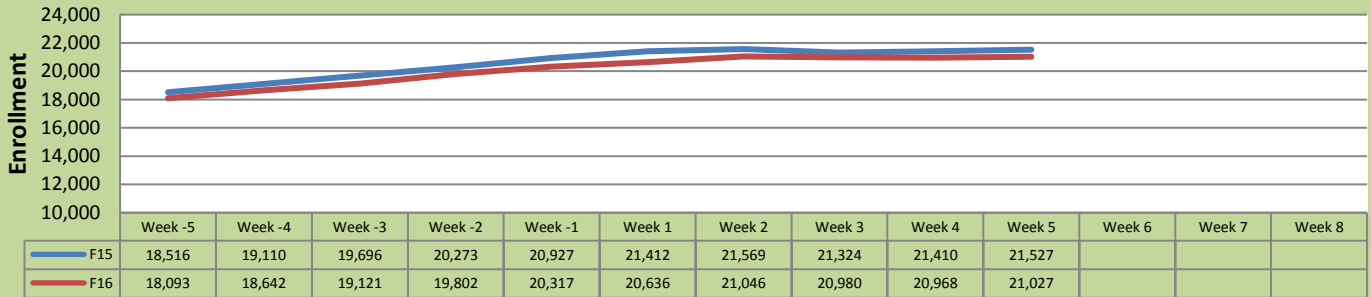


## Fall 16 Weekly Enrollment Report

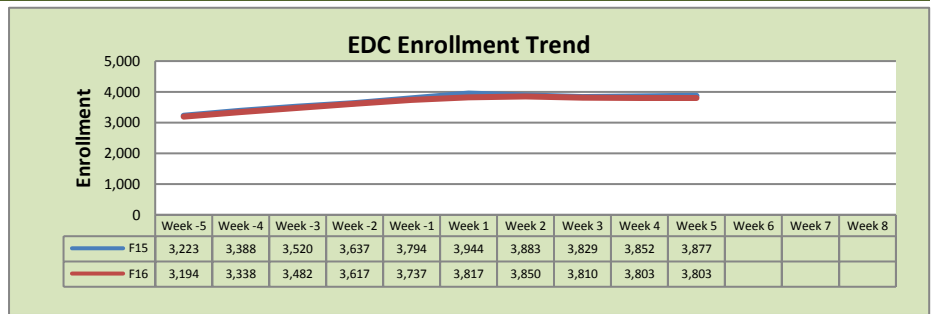
September 19, 2016: Week 5

### Total Enrollment F15 and F16 % Change F15 - F16 = -2.3%

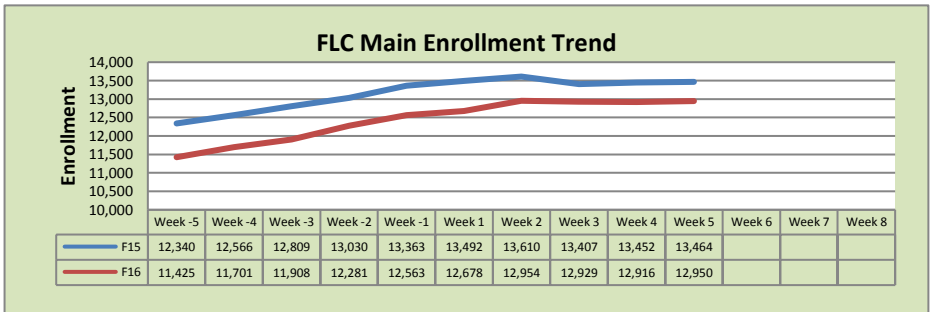


### Enrollment by Site

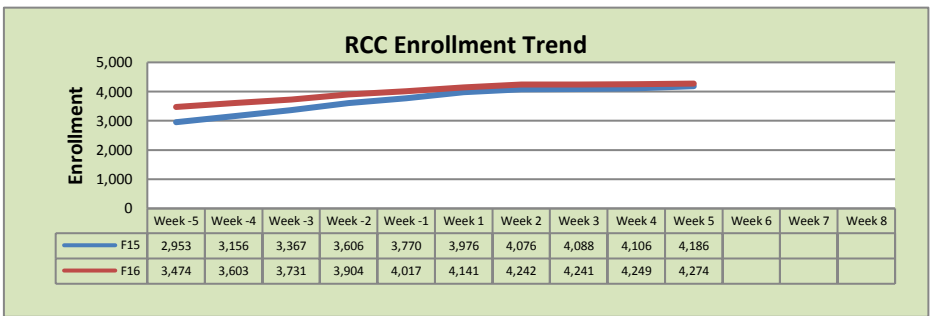
El Dorado Center			
	F15	F16	% Change
Undup Hdcnt	1,149	1,096	-5%
Total Sections	178	168	-6%
FTE	34.427	34.213	-1%
Fill Rate <sub>1</sub>	70%	76%	6%
Productivity	466.00	478.7	3%
FTEs	519	530	2%



FLC Main			
	F15	F16	% Change
Undup Hdcnt	5,083	4,955	-3%
Total Sections	479	488	2%
FTE	104.886	101.465	-3%
Fill Rate	81%	81%	0%
Productivity	523.00	527.06	1%
FTEs	1,775	1,732	-2%



Rancho Cordova Center			
	F15	F16	% Change
Undup Hdcnt	2,589	2,626	1%
Total Sections	155	152	-2%
FTE <sub>2</sub>	28.770	28.928	1%
Fill Rate	77%	83%	6%
Productivity	520.00	526.84	1%
FTEs	471	493	5%



### FLC Enrollment Totals

	F15	F16	% Change
Unduplicated Headcount	8,821	8,677	-2%
Total Sections	812	808	0%
FTE	168.082	164.607	-2%
Fill Rate	78%	80%	2%
Productivity (WSCH/FTE)	511.00	516.97	1%
FTEs ((WSCH*17)/525)	2,765	2,755	0%

#### Notes:

Fill Rate does not include Work Experience (498/198) or Independent Study (495) sections.

Enrollment started April 18. Semester starts August 20.