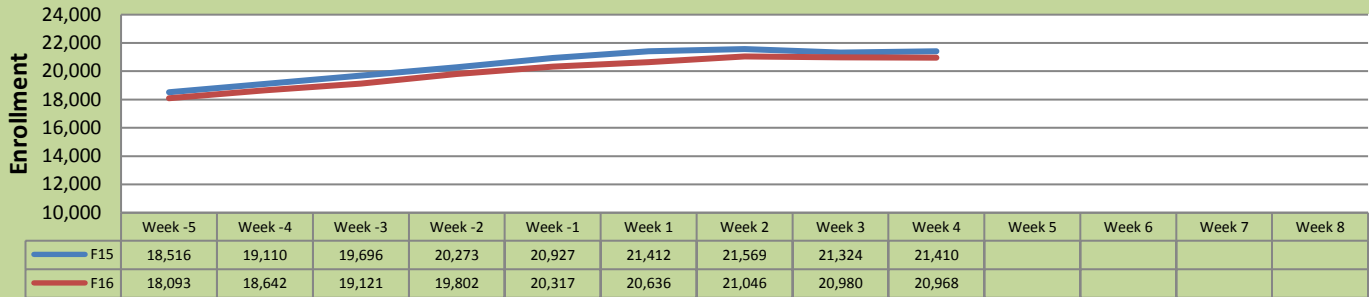


Fall 16 Weekly Enrollment Report

September 12, 2016: Week 4

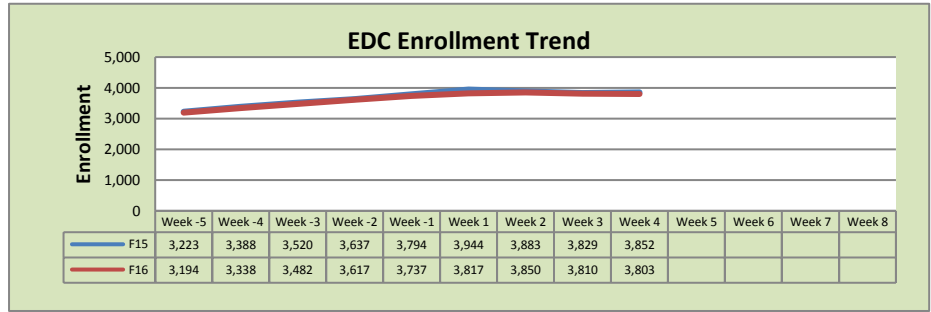
Total Enrollment F15 and F16 % Change F15 - F16 = -2.1%



Enrollment by Site

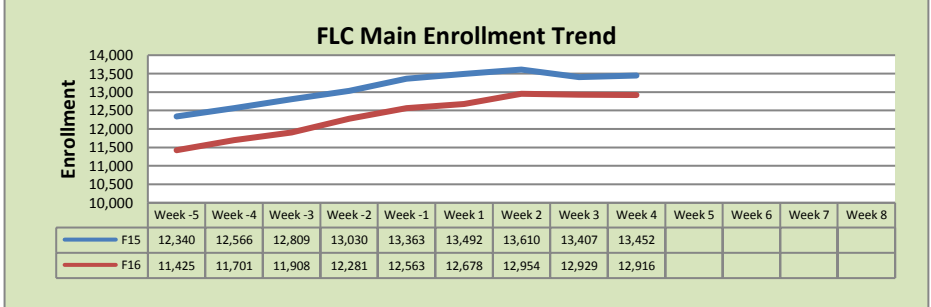
El Dorado Center

	F15	F16	% Change
Undup Hdcnt	1,129	1,102	-2%
Total Sections	178	168	-6%
FTE	34.427	34.209	-1%
Fill Rate ₁	69%	76%	7%
Productivity	463.00	479.04	3%
FTEs	517	531	3%



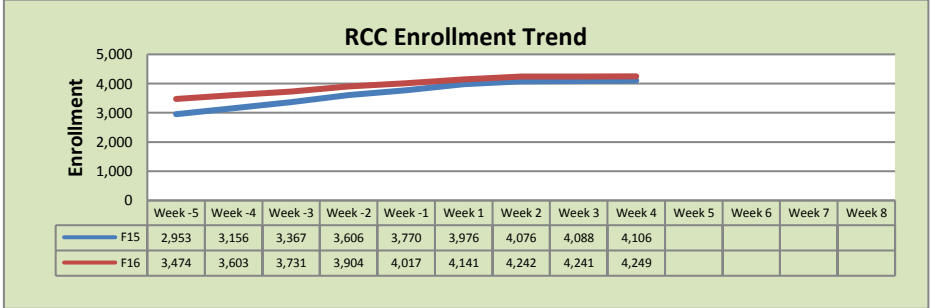
FLC Main

	F15	F16	% Change
Undup Hdcnt	5,090	4,947	-3%
Total Sections	479	487	2%
FTE	104.886	101.483	-3%
Fill Rate	81%	80%	-1%
Productivity	523.00	525.88	1%
FTEs	1,774	1,728	-3%



Rancho Cordova Center

	F15	F16	% Change
Undup Hdcnt	2,545	2,616	3%
Total Sections	155	152	-2%
FTE ₂	28.770	28.928	1%
Fill Rate	76%	83%	7%
Productivity	512.00	524.1	2%
FTEs	464	491	6%



FLC Enrollment Totals

	F15	F16	% Change
Unduplicated Headcount	8,764	8,665	-1%
Total Sections	812	807	-1%
FTE	168.082	164.62	-2%
Fill Rate	78%	80%	2%
Productivity (WSCH/FTE)	509.00	515.83	1%
FTEs ((WSCH*17)/525)	2,755	2,750	0%

Notes:

Fill Rate does not include Work Experience (498/198) or Independent Study (495) sections.

Enrollment started April 18. Semester starts August 20.