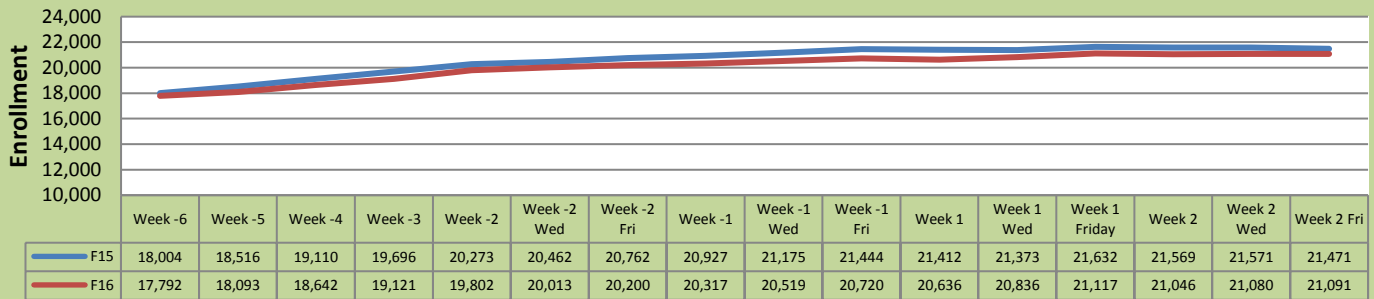


Fall 16 Weekly Enrollment Report

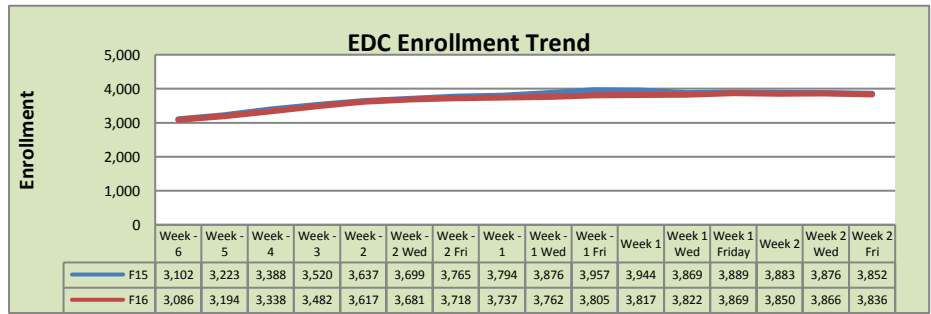
September 2, 2016: Week 2 (Friday Update)

Total Enrollment F15 and F16 % Change F15 - F16 = - 1.7%

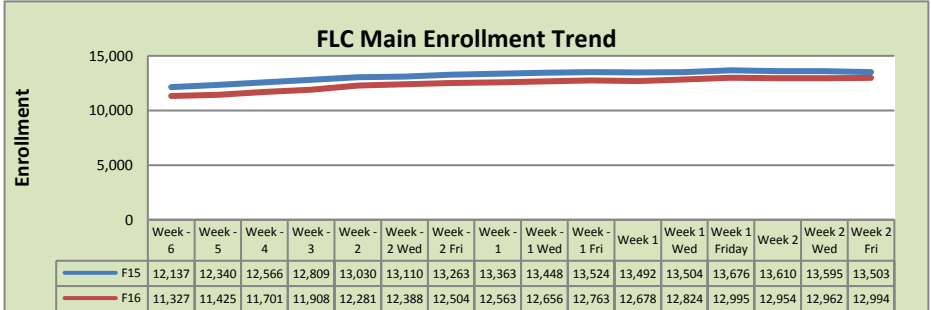


Enrollment by Site

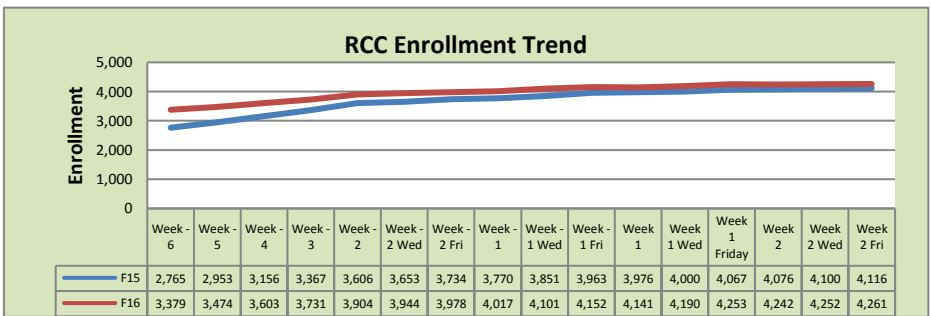
El Dorado Center			
	F15	F16	% Change
Undup Hdcnt	1,126	1,103	-2%
Total Sections	178	168	-6%
FTE	34.427	34.209	-1%
Fill Rate ₁		76%	
Productivity	441.35	482.28	9%
FTEs	492	534	9%



FLC Main			
	F15	F16	% Change
Undup Hdcnt	5,118	4,975	-3%
Total Sections	479	495	3%
FTE	104.911	102.883	-2%
Fill Rate		81%	
Productivity	517.20	522.03	1%
FTEs	1,757	1,739	-1%



Rancho Cordova Center			
	F15	F16	% Change
Undup Hdcnt	2,513	2,622	4%
Total Sections	153	152	-1%
FTE ₂	28.370	29.128	3%
Fill Rate		83%	
Productivity	495.72	522.61	5%
FTEs	455	493	8%



FLC Enrollment Totals

	F15	F16	% Change
Unduplicated Headcount	8,757	8,700	-1%
Total Sections	810	815	1%
FTE	167.707	166.22	-1%
Fill Rate		80%	
Productivity (WSCH/FTE)	497.99	513.95	3%
FTEs ((WSCH*17)/525)	2,704	2,766	2%

Notes:

Fill Rate does not include Work Experience (498/198) or Independent Study (495) sections.

Enrollment started April 18. Semester starts August 20.