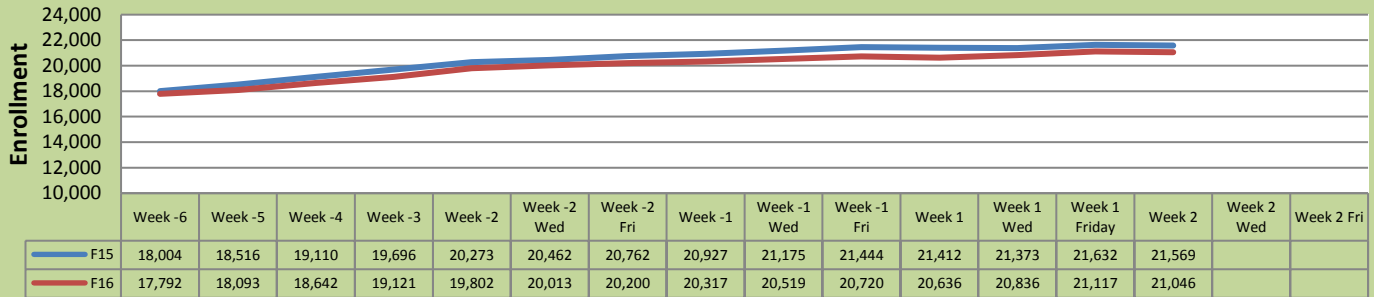


Fall 16 Weekly Enrollment Report

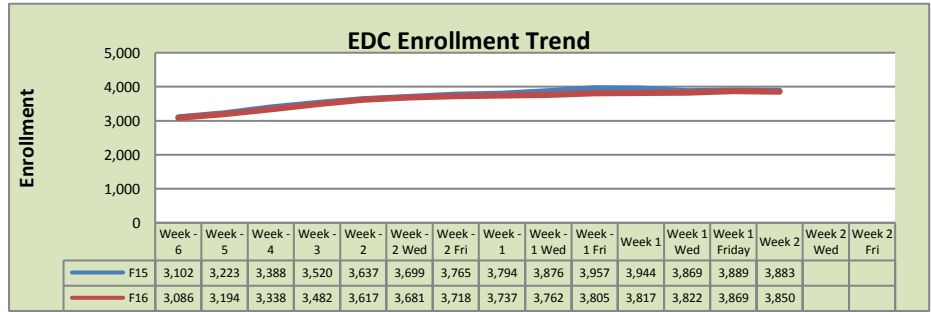
August 29, 2016: Week 2

Total Enrollment F15 and F16 % Change F15 - F16 = - 2.4%

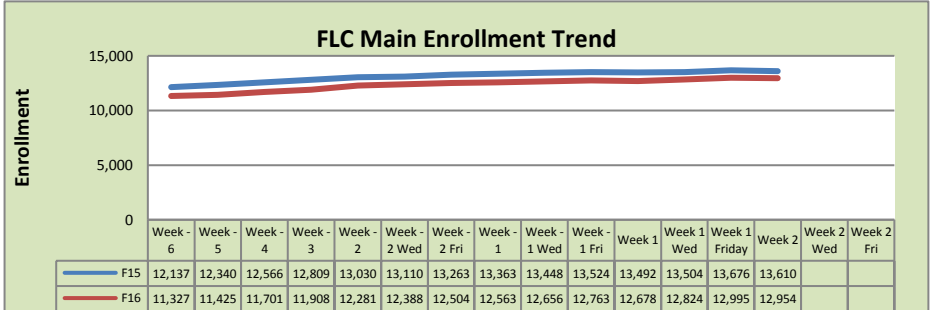


Enrollment by Site

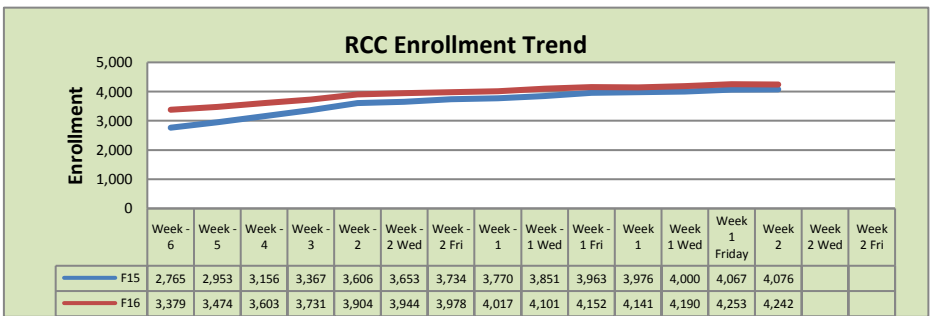
El Dorado Center			
	F15	F16	% Change
Undup Hdcnt	1,126	1,115	-1%
Total Sections	178	172	-3%
FTE	34.427	34.393	0%
Fill Rate ₁	69%	74%	5%
Productivity	442.58	481.53	9%
FTEs	493	536	9%



FLC Main			
	F15	F16	% Change
Undup Hdcnt	5,160	4,981	-3%
Total Sections	479	492	3%
FTE	104.811	102.849	-2%
Fill Rate	82%	81%	-1%
Productivity	523.08	521.85	0%
FTEs	1,775	1,738	-2%



Rancho Cordova Center			
	F15	F16	% Change
Undup Hdcnt	2,497	2,619	5%
Total Sections	151	153	1%
FTE ₂	27.97	29.628	6%
Fill Rate	77%	83%	6%
Productivity	500.03	515.16	3%
FTEs	453	494	9%



FLC Enrollment Totals

	F15	F16	% Change
Unduplicated Headcount	8,783	8,715	-1%
Total Sections	808	817	1%
FTE	167.207	166.87	0%
Fill Rate	78%	79%	1%
Productivity (WSCH/FTE)	502.65	512.35	2%
FTEs ([WSCH*17]/525)	2,721	2,768	2%

Notes:

Fill Rate does not include Work Experience (498/198) or Independent Study (495) sections.

Enrollment started April 18. Semester starts August 20.