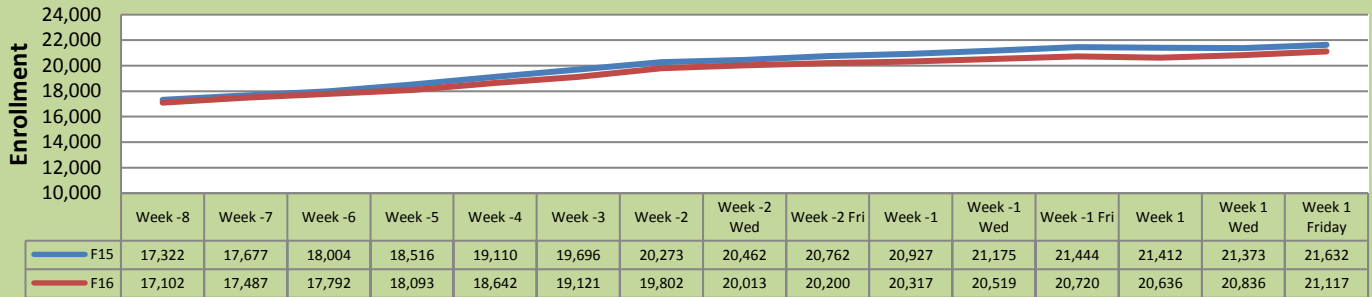


Fall 16 Weekly Enrollment Report

August 26, 2016: Week 1 (Friday Update)

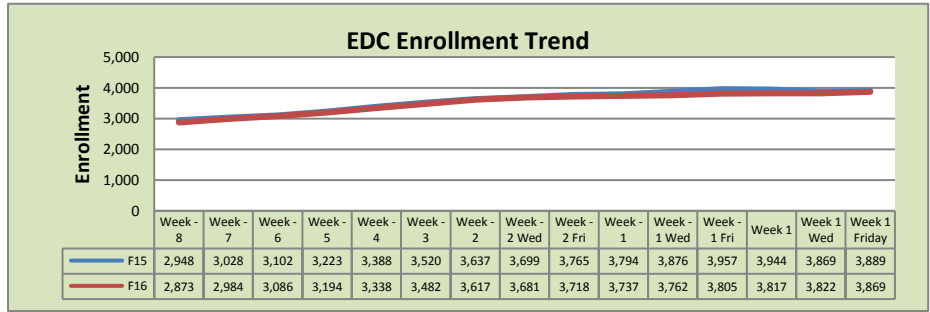
Total Enrollment F15 and F16

% Change F15 - F16 = - 2.4%

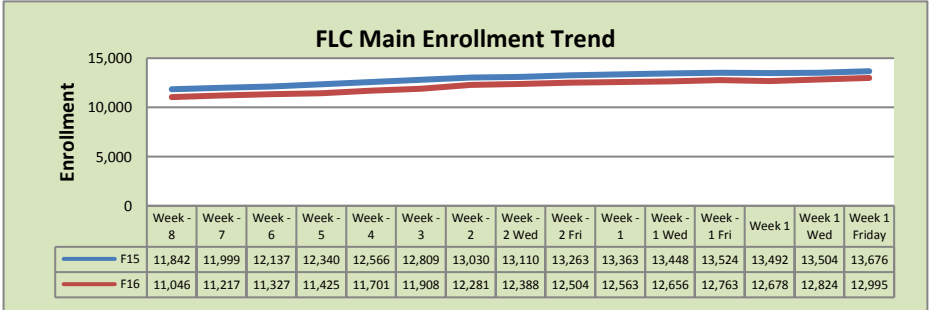


Enrollment by Site

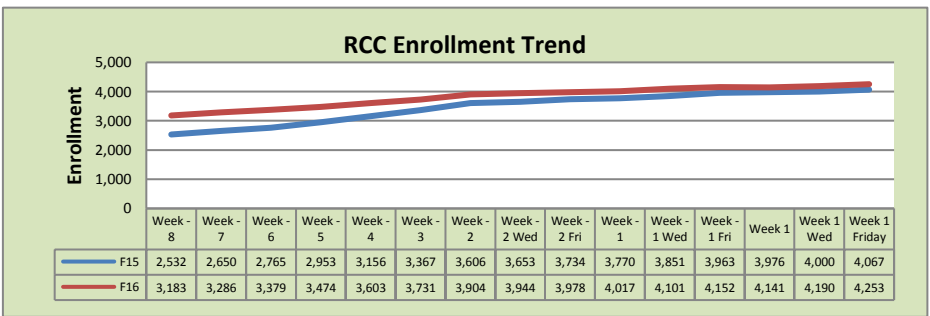
El Dorado Center			
	F15	F16	% Change
Undup Hdcnt	1,122	1,125	0%
Total Sections	178	172	-3%
FTE	34.427	34.393	0%
Fill Rate ₁		74%	
Productivity	442.87	483.82	9%
FTEs	494	539	9%



FLC Main			
	F15	F16	% Change
Undup Hdcnt	5,195	5,017	-3%
Total Sections	479	492	3%
FTE	104.811	102.849	-2%
Fill Rate		81%	
Productivity	525.36	523.24	0%
FTEs	1,783	1,742	-2%



Rancho Cordova Center			
	F15	F16	% Change
Undup Hdcnt	2,509	2,633	5%
Total Sections	151	155	3%
FTE ₂	27.97	30.162	8%
Fill Rate		82%	
Productivity	499.60	507.73	2%
FTEs	452	496	10%



FLC Enrollment Totals

	F15	F16	% Change
Unduplicated Headcount	8,826	8,775	-1%
Total Sections	808	819	1%
FTE	167.207	167.403	0%
Fill Rate		80%	
Productivity (WSCH/FTE)	504.07	512.34	2%
FTEs ([WSCH*17]/525)	2,729	2,777	2%

Notes:

Fill Rate does not include Work Experience (498/198) or Independent Study (495) sections.

Enrollment started April 18. Semester starts August 20.