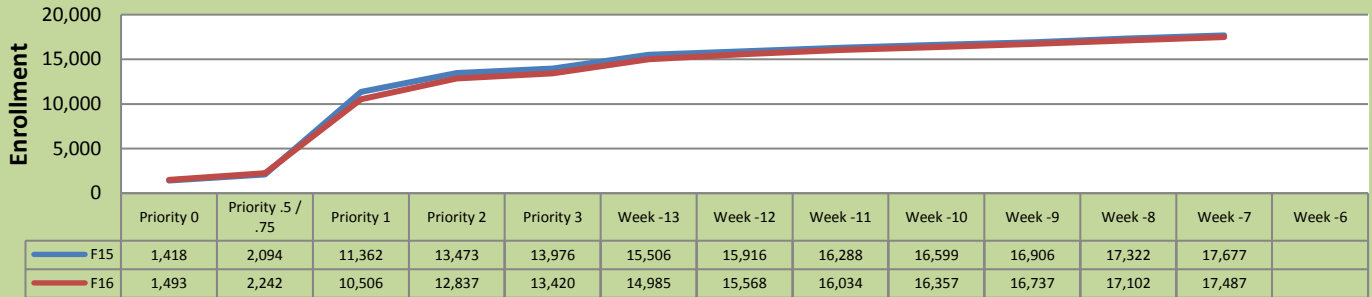


Fall 16 Weekly Enrollment Report

July 5, 2016: Week -7

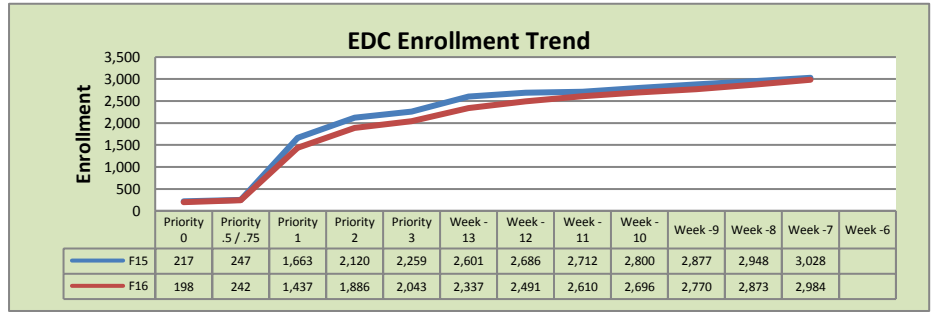
Total Enrollment F15 and F16 % Change F15 - F16 = - 1.1%



Enrollment by Site

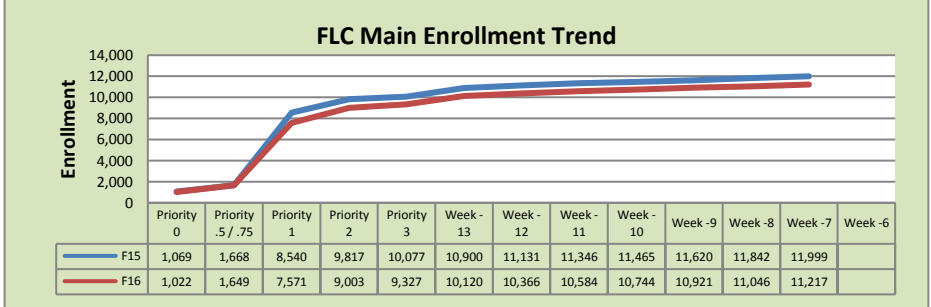
El Dorado Center

	F15	F16	% Change
Undup Hdcnt	832	828	0%
Total Sections	185	185	0%
FTE	37.144	37.809	2%
Fill Rate ₁		54%	
Productivity	360.42	347.01	-4%
FTEs	433	425	-2%



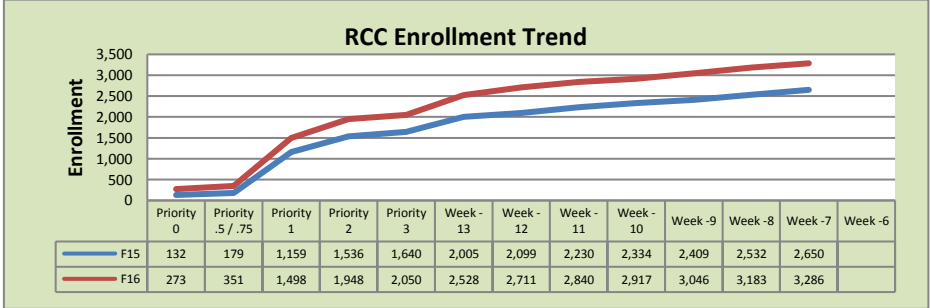
FLC Main

	F15	F16	% Change
Undup Hdcnt	4,537	4,196	-8%
Total Sections	490	505	3%
FTE	107.303	105.301	-2%
Fill Rate		69%	
Productivity	462.6	447.38	-3%
FTEs	1,607	1,525	-5%



Rancho Cordova Center

	F15	F16	% Change
Undup Hdcnt	1,690	2,013	19%
Total Sections	152	162	7%
FTE ₂	29.603	31.433	6%
Fill Rate		60%	
Productivity	346.92	386.07	11%
FTEs	333	393	18%



FLC Enrollment Totals

	F15	F16	% Change
Unduplicated Headcount	7,059	7,037	0%
Total Sections	827	852	3%
FTE	174.050	174.544	0%
Fill Rate		64%	
Productivity (WSCH/FTE)	421.12	414.59	-2%
FTEs ([WSCH*17]/525)	2,373	2,343	-1%

Notes:

Fill Rate does not include Work Experience (498/198) or Independent Study (495) sections.

Enrollment started April 18. Semester starts August 20.