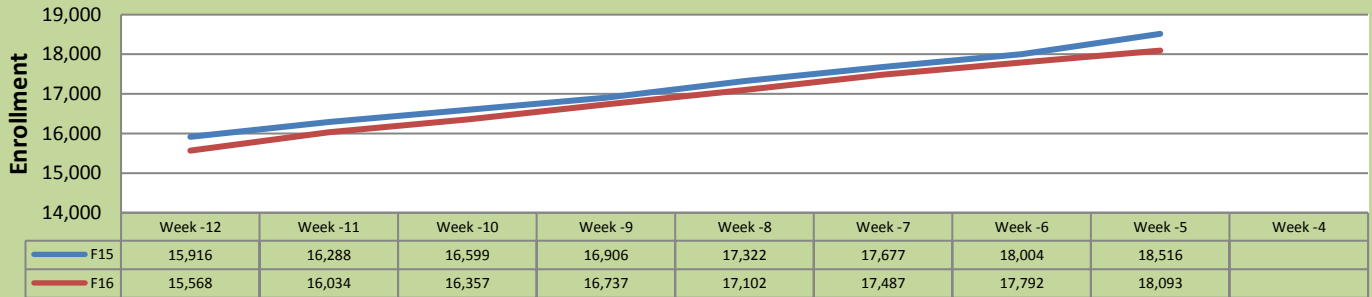


## Fall 16 Weekly Enrollment Report

July 18, 2016: Week -5

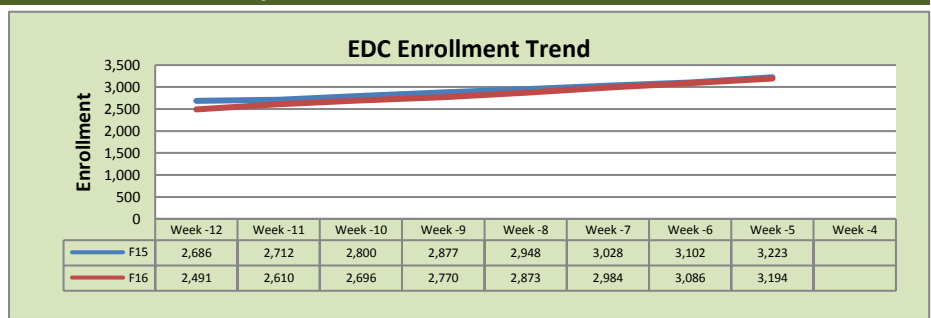
### Total Enrollment F15 and F16 % Change F15 - F16 = - 2.3%



### Enrollment by Site

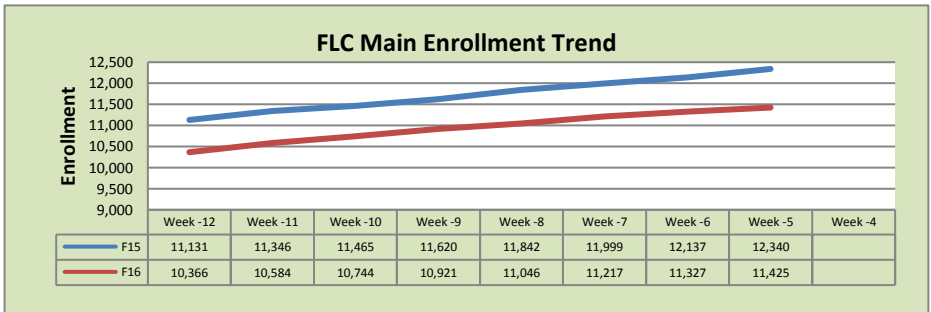
#### El Dorado Center

	F15	F16	% Change
Undup Hdcnt	887	885	0%
Total Sections	184	185	1%
FTE	36.944	37.809	2%
Fill Rate <sub>1</sub>	58%	58%	0%
Productivity	381.34	370.53	-3%
FTEs	456	454	0%



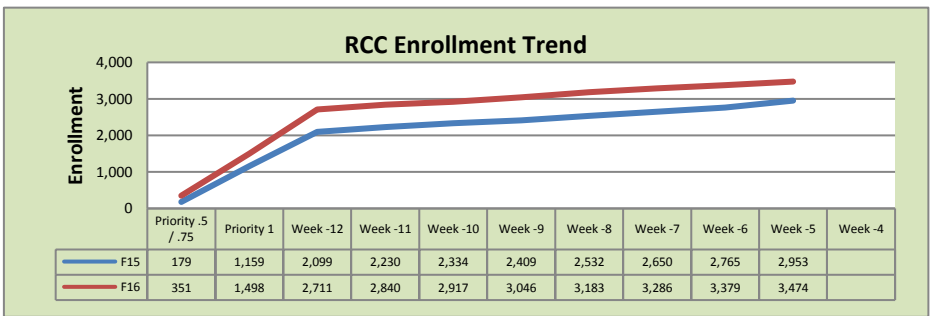
#### FLC Main

	F15	F16	% Change
Undup Hdcnt	4,700	4,296	-9%
Total Sections	490	505	3%
FTE	107.303	105.101	-2%
Fill Rate	74%	70%	-4%
Productivity	473.59	455.25	-4%
FTEs	1,646	1,549	-6%



#### Rancho Cordova Center

	F15	F16	% Change
Undup Hdcnt	1,845	2,143	16%
Total Sections	152	161	6%
FTE <sub>2</sub>	29.603	31.433	6%
Fill Rate	59%	64%	5%
Productivity	385.37	406.57	6%
FTEs	369	414	12%



### FLC Enrollment Totals

	F15	F16	% Change
Unduplicated Headcount	7,334	7,324	0%
Total Sections	826	851	3%
FTE	173.850	174.344	0%
Fill Rate	68%	66%	-2%
Productivity (WSCH/FTE)	438.97	428.1	-2%
FTEs ((WSCH*17)/525)	2,471	2,417	-2%

#### Notes:

Fill Rate does not include Work Experience (498/198) or Independent Study (495) sections.

Enrollment started April 18. Semester starts August 20.